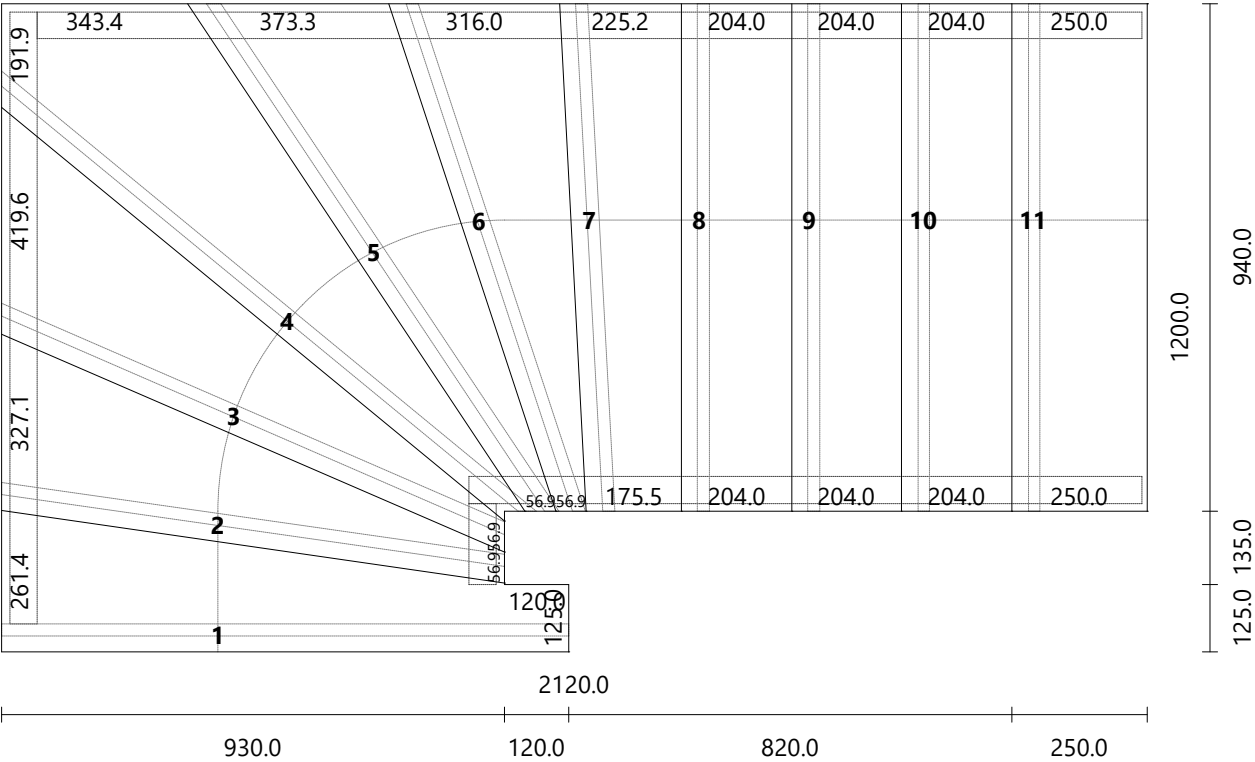


Multi-Flight Stair		Riser Height	210.0 mm
Risers	11	Tread Width	204.0 mm
Floor Height	2310.0 mm	Stair Rule	624.0 mm

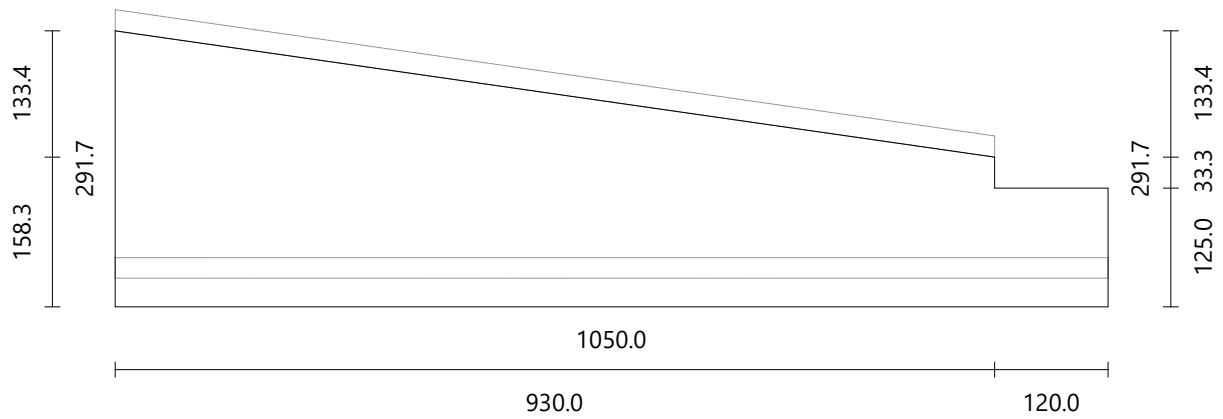


Step

Material Beech\_white  
Dimensions 1050.0 × 291.7 mm  
Thickness 22.0 mm

Riser

Material Beech\_white  
Dimensions 1050.0 × 198.0 mm  
Thickness 22.0 mm  
Angle 0°

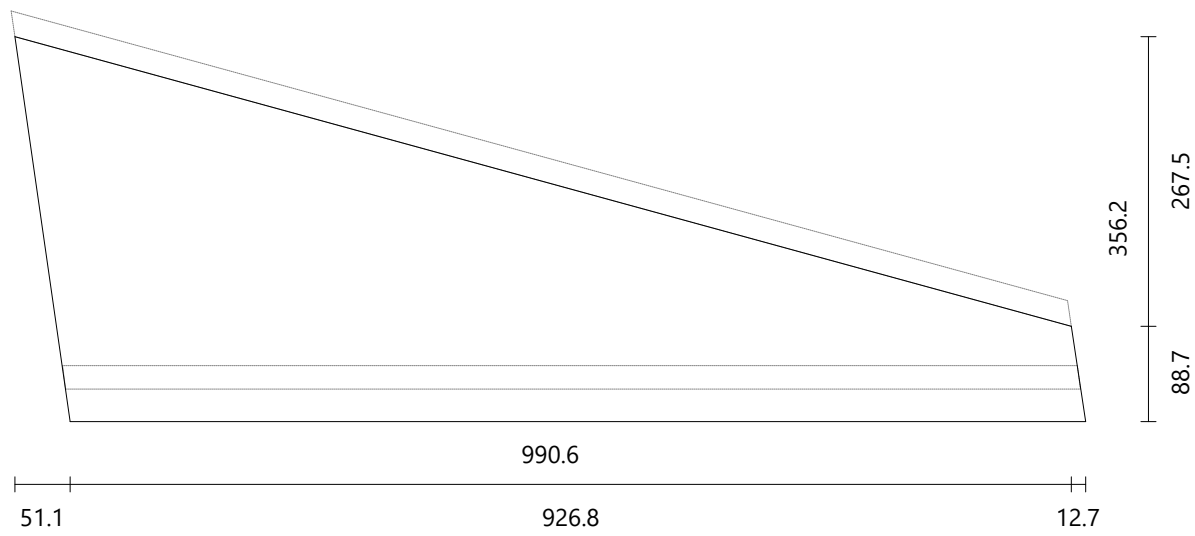


Step

Material      Beech\_white  
Dimensions    990.6 × 356.2 mm  
Thickness      22.0 mm

Riser

Material      Beech\_white  
Dimensions    942.7 × 220.0 mm  
Thickness      22.0 mm  
Angle          8.16°

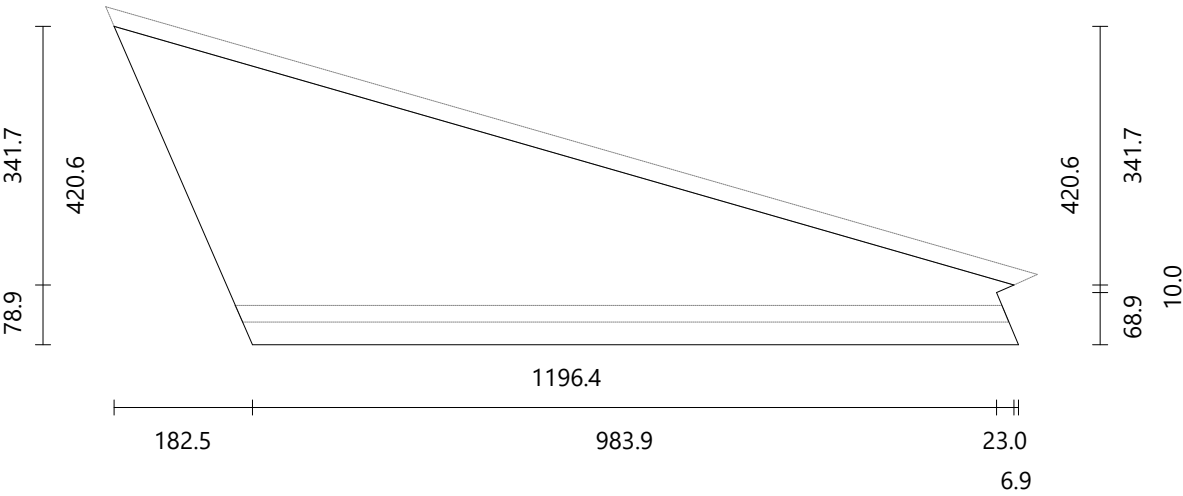


Step

Material	Beech_white
Dimensions	1196.4 × 420.6 mm
Thickness	22.0 mm

Riser

Material	Beech_white
Dimensions	1023.4 × 220.0 mm
Thickness	22.0 mm
Angle	23.46°

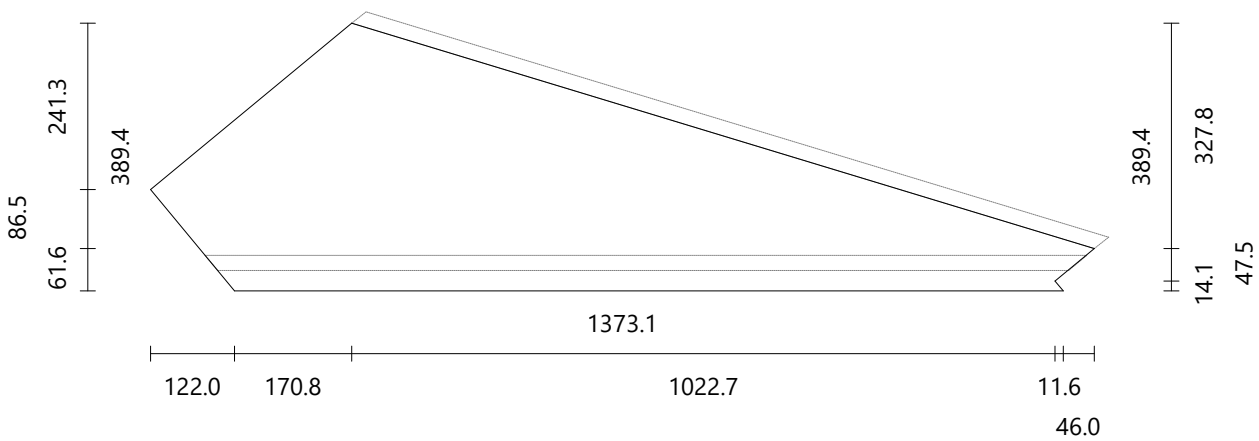


Step

Material Beech\_white  
Dimensions 1373.1 × 389.4 mm  
Thickness 22.0 mm

Riser

Material Beech\_white  
Dimensions 1282.3 × 220.0 mm  
Thickness 22.0 mm  
Angle Left: 39.49° | Right: -50.51°

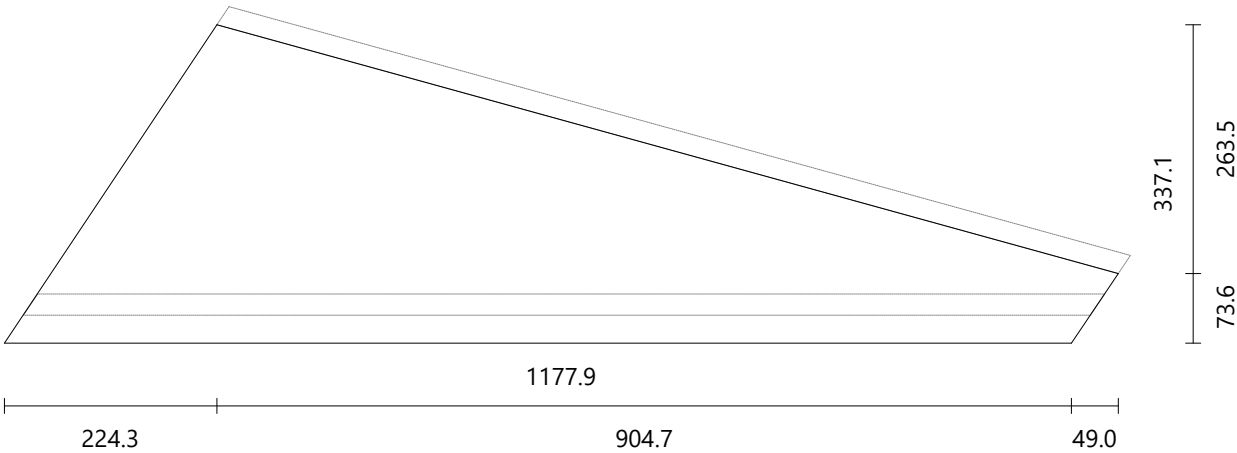


Step

Material      Beech\_white  
Dimensions    1177.9 × 337.1 mm  
Thickness      22.0 mm

Riser

Material      Beech\_white  
Dimensions    1143.6 × 220.0 mm  
Thickness      22.0 mm  
Angle          -33.63°

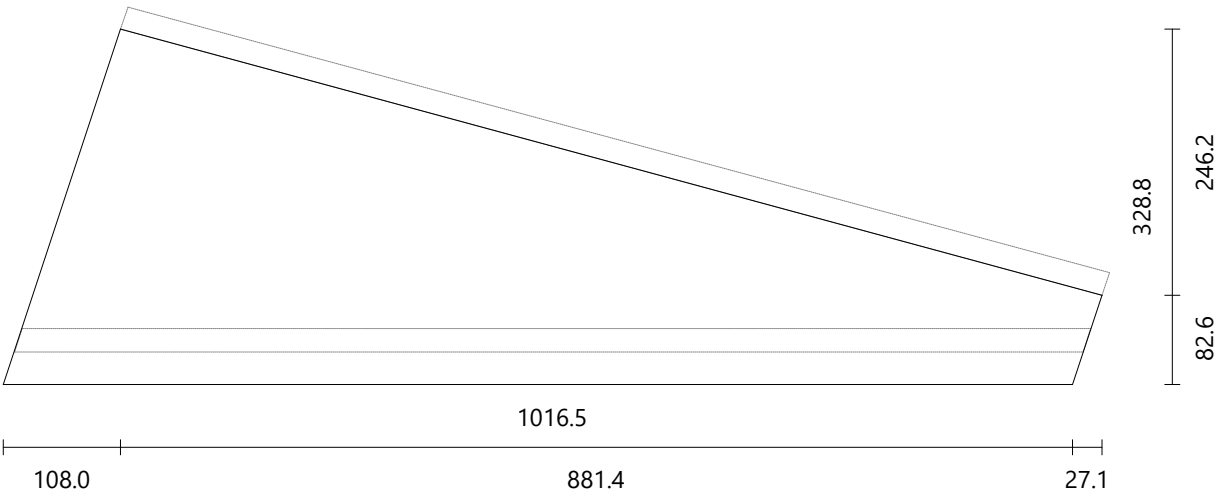


Step

Material      Beech\_white  
Dimensions    1016.5 × 328.8 mm  
Thickness      22.0 mm

Riser

Material      Beech\_white  
Dimensions    996.6 × 220.0 mm  
Thickness      22.0 mm  
Angle          -18.18°

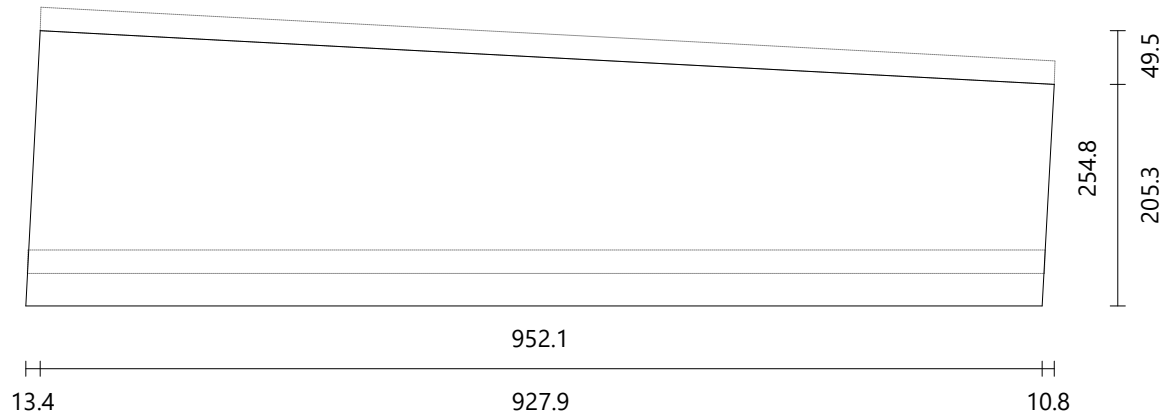


Step

Material      Beech\_white  
Dimensions    952.1 × 254.8 mm  
Thickness      22.0 mm

Riser

Material      Beech\_white  
Dimensions    942.5 × 220.0 mm  
Thickness      22.0 mm  
Angle          -3.02°



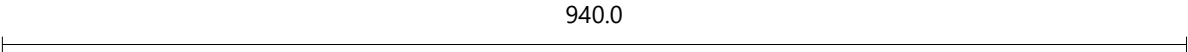


Step

Material	Beech_white
Dimensions	940.0 × 234.0 mm
Thickness	22.0 mm

Riser

Material	Beech_white
Dimensions	940.0 × 220.0 mm
Thickness	22.0 mm
Angle	0°

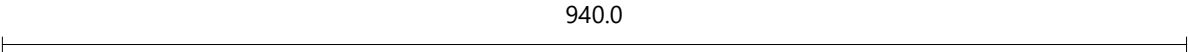


Step

Material	Beech_white
Dimensions	940.0 × 234.0 mm
Thickness	22.0 mm

Riser

Material	Beech_white
Dimensions	940.0 × 220.0 mm
Thickness	22.0 mm
Angle	0°



Step

Material	Beech_white
Dimensions	940.0 × 234.0 mm
Thickness	22.0 mm

Riser

Material	Beech_white
Dimensions	940.0 × 220.0 mm
Thickness	22.0 mm
Angle	0°



234.0

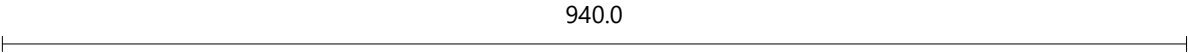
940.0

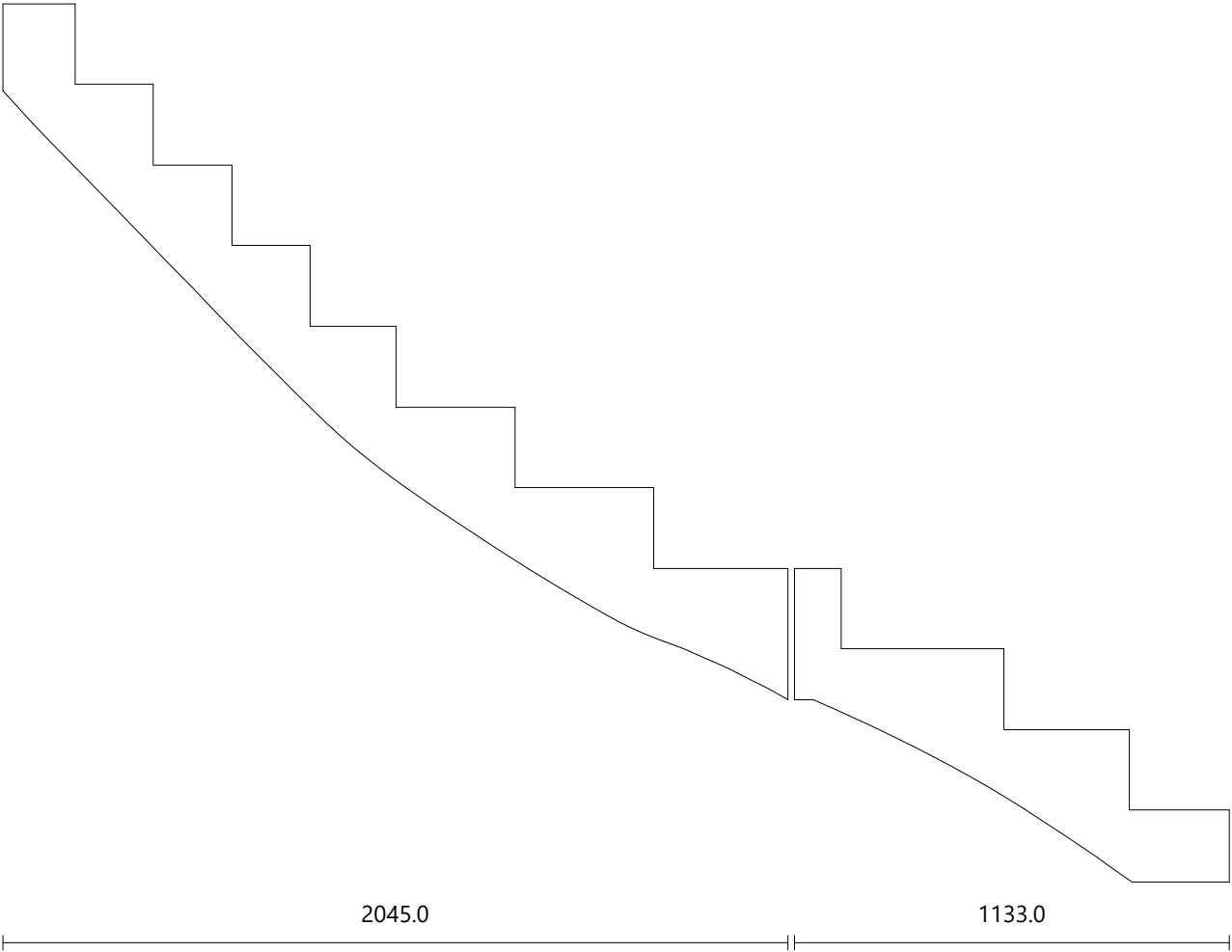
Step

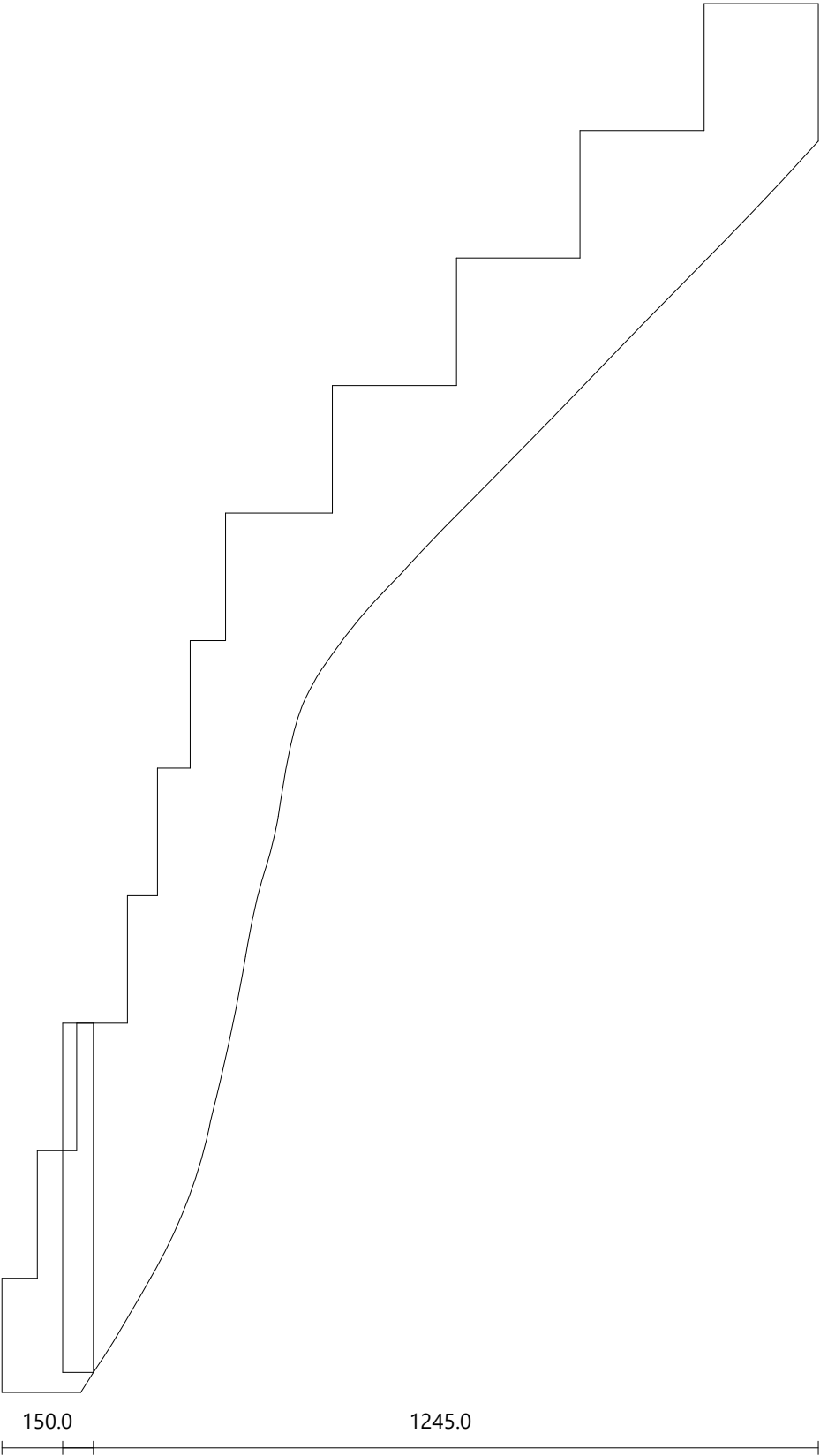
Material      Beech\_white  
Dimensions    940.0 × 250.0 mm  
Thickness      22.0 mm

Riser

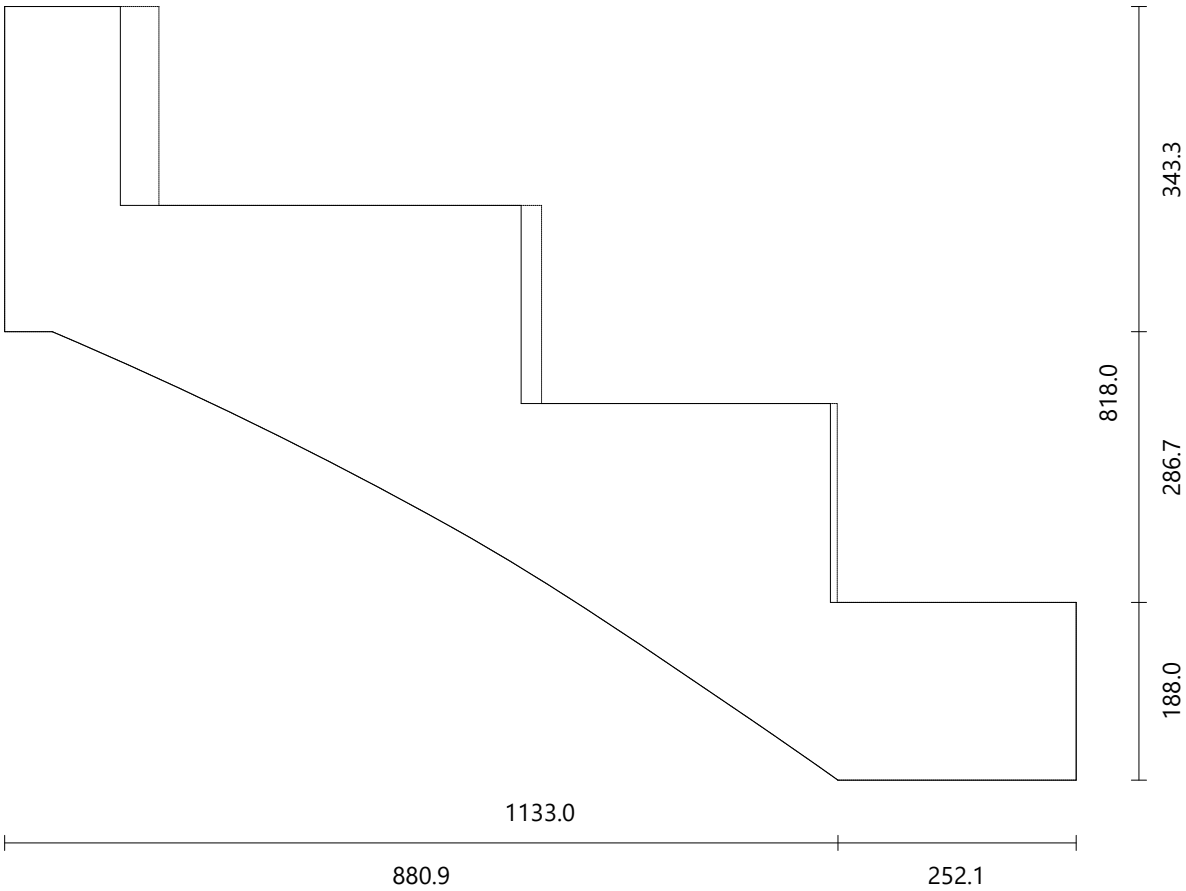
Material      Beech\_white  
Dimensions    940.0 × 220.0 mm  
Thickness      22.0 mm  
Angle          0°



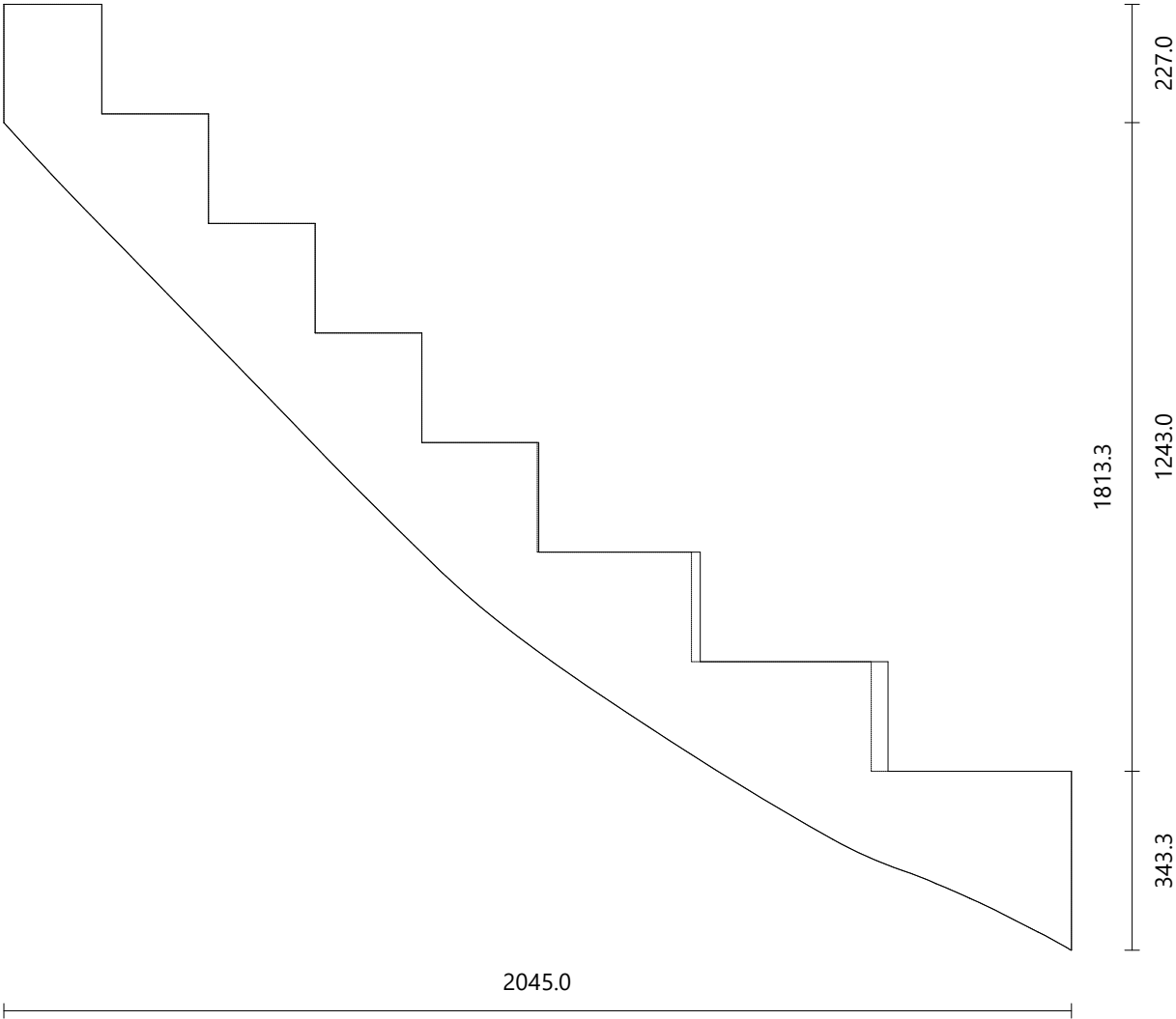




Material        Beech\_white  
Dimensions    1385.4 × 386.8 mm  
Thickness      50.0 mm

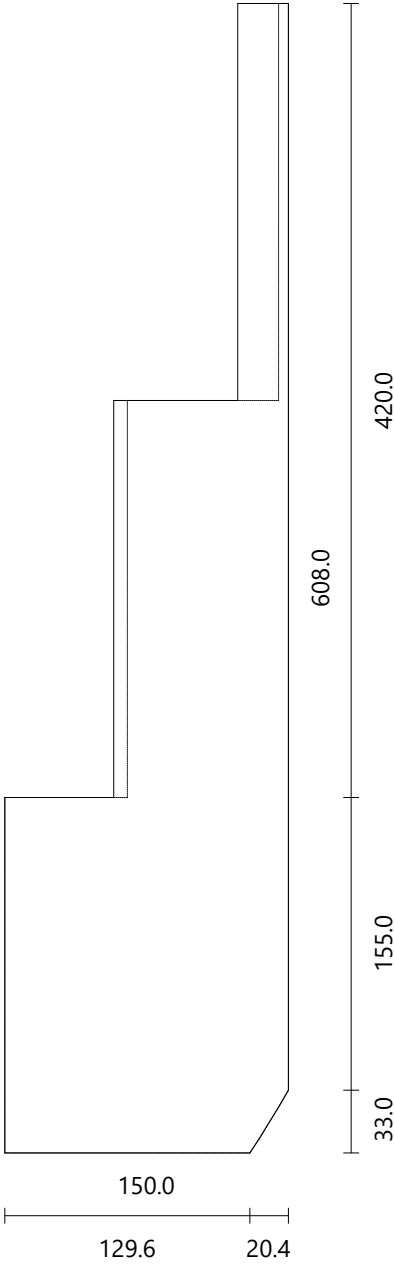


Material        Beech\_white  
Dimensions    2728.9 × 456.0 mm  
Thickness      50.0 mm

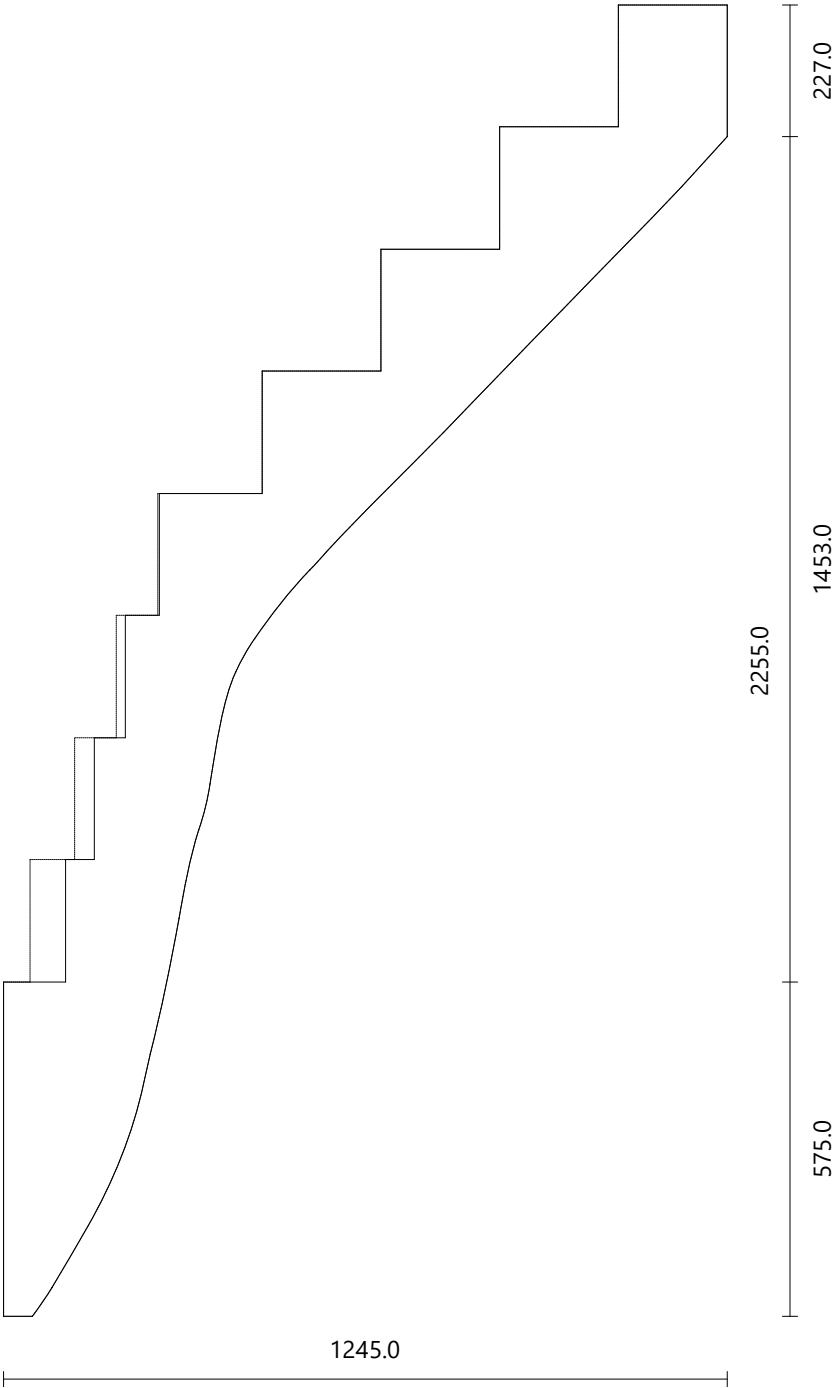




Material        Beech\_white  
Dimensions    150.0 × 608.0 mm  
Thickness      50.0 mm



Material      Beech\_white  
Dimensions   2575.0 × 533.8 mm  
Thickness     50.0 mm



Part	Material	Dimensions	Cutting List Volume	Real Volume
Step #1	Beech_white	1050.0 × 291.7 × 22.0	0.01 m <sup>3</sup>	0.00 m <sup>3</sup>
Step #2	Beech_white	990.6 × 356.2 × 22.0	0.01 m <sup>3</sup>	0.00 m <sup>3</sup>
Step #3	Beech_white	1196.4 × 420.6 × 22.0	0.01 m <sup>3</sup>	0.01 m <sup>3</sup>
Step #4	Beech_white	1373.1 × 389.4 × 22.0	0.01 m <sup>3</sup>	0.01 m <sup>3</sup>
Step #5	Beech_white	1177.9 × 337.1 × 22.0	0.01 m <sup>3</sup>	0.01 m <sup>3</sup>
Step #6	Beech_white	1016.5 × 328.8 × 22.0	0.01 m <sup>3</sup>	0.00 m <sup>3</sup>
Step #7	Beech_white	952.1 × 254.8 × 22.0	0.01 m <sup>3</sup>	0.00 m <sup>3</sup>
Step #8	Beech_white	940.0 × 234.0 × 22.0	0.00 m <sup>3</sup>	0.00 m <sup>3</sup>
Step #9	Beech_white	940.0 × 234.0 × 22.0	0.00 m <sup>3</sup>	0.00 m <sup>3</sup>
Step #10	Beech_white	940.0 × 234.0 × 22.0	0.00 m <sup>3</sup>	0.00 m <sup>3</sup>
Step #11	Beech_white	940.0 × 250.0 × 22.0	0.01 m <sup>3</sup>	0.01 m <sup>3</sup>
Riser #1	Beech_white	1050.0 × 198.0 × 22.0	0.00 m <sup>3</sup>	0.00 m <sup>3</sup>
Riser #2	Beech_white	942.7 × 220.0 × 22.0	0.00 m <sup>3</sup>	0.00 m <sup>3</sup>
Riser #3	Beech_white	1023.4 × 220.0 × 22.0	0.00 m <sup>3</sup>	0.00 m <sup>3</sup>
Riser #4	Beech_white	1282.3 × 220.0 × 22.0	0.01 m <sup>3</sup>	0.01 m <sup>3</sup>
Riser #5	Beech_white	1143.6 × 220.0 × 22.0	0.01 m <sup>3</sup>	0.01 m <sup>3</sup>
Riser #6	Beech_white	996.6 × 220.0 × 22.0	0.00 m <sup>3</sup>	0.00 m <sup>3</sup>
Riser #7	Beech_white	942.5 × 220.0 × 22.0	0.00 m <sup>3</sup>	0.00 m <sup>3</sup>
Riser #8	Beech_white	940.0 × 220.0 × 22.0	0.00 m <sup>3</sup>	0.00 m <sup>3</sup>
Riser #9	Beech_white	940.0 × 220.0 × 22.0	0.00 m <sup>3</sup>	0.00 m <sup>3</sup>
Riser #10	Beech_white	940.0 × 220.0 × 22.0	0.00 m <sup>3</sup>	0.00 m <sup>3</sup>
Riser #11	Beech_white	940.0 × 220.0 × 22.0	0.00 m <sup>3</sup>	0.00 m <sup>3</sup>
Left Cut String #1	Beech_white	1385.4 × 386.8 × 50.0	0.03 m <sup>3</sup>	0.02 m <sup>3</sup>
Left Cut String #2	Beech_white	2728.9 × 456.0 × 50.0	0.06 m <sup>3</sup>	0.03 m <sup>3</sup>
Right Cut String #1	Beech_white	150.0 × 608.0 × 50.0	0.00 m <sup>3</sup>	0.00 m <sup>3</sup>
Right Cut String #2	Beech_white	2575.0 × 533.8 × 50.0	0.07 m <sup>3</sup>	0.03 m <sup>3</sup>

Part	Material	Cutting List Volume	Real Volume	Weight	Price
Steps	Beech_white	0.08 m³	0.06 m³		
Risers	Beech_white	0.05 m³	0.05 m³		
Lateral Cut Strings	Beech_white	0.16 m³	0.08 m³		
Total		0.29 m³	0.19 m³		