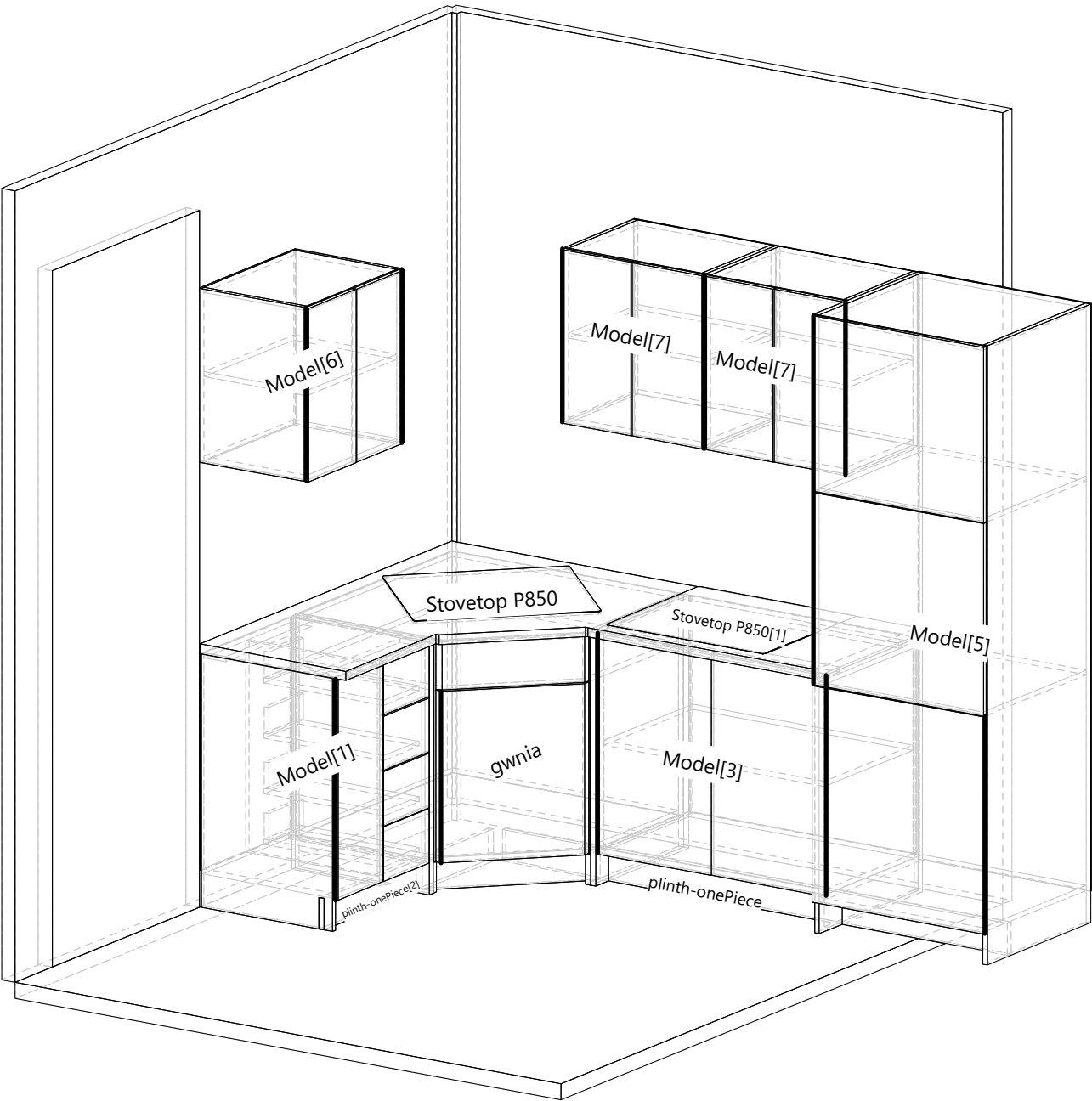


Width 2440.0 mm  
Depth 2390.0 mm



Cabinet List

| Name               | Height<br>(mm) | Width<br>(mm) | Depth<br>(mm) | Quantity | Unit Price<br>(€) | Price<br>(€) |
|--------------------|----------------|---------------|---------------|----------|-------------------|--------------|
| gwnia              | 800.0          | 850.0         | 850.0         | 1        | 259.10            | 259.10       |
| Model[1]           | 800.0          | 500.0         | 505.0         | 1        | 679.25            | 679.25       |
| Model[3]           | 800.0          | 840.0         | 505.0         | 1        | 51.02             | 51.02        |
| Model[5]           | 1955.0         | 631.0         | 585.0         | 1        | 16.39             | 16.39        |
| Model[6]           | 550.0          | 520.0         | 400.0         | 1        | 4.00              | 4.00         |
| Model[7]           | 550.0          | 520.0         | 400.0         | 2        | 4.00              | 8.00         |
| plinth-onePiece    | 800.0          | 1850.0        | 505.0         | 1        | 8.33              | 8.33         |
| plinth-onePiece[2] | 800.0          | 920.0         | 505.0         | 1        | 4.14              | 4.14         |
| Stovetop P850      | 832.0          | 650.0         | 530.0         | 1        | 146.45            | 146.45       |
| Stovetop P850[1]   | 832.0          | 650.0         | 530.0         | 1        | 146.45            | 146.45       |
| Total              |                |               |               |          |                   | 1323.13      |

Cutting List (Overall Dimensions) CTP\_05, 5.0

| Num           | Reference | Height | Width | Quantity | Grain | Left Edge | Right Edge | Bottom Edge | Top Edge |
|---------------|-----------|--------|-------|----------|-------|-----------|------------|-------------|----------|
| gwnia         |           |        |       |          |       |           |            |             |          |
| 5             | Back      | 700.0  | 860.0 | 2        | No    |           |            |             |          |
| Model[1]      |           |        |       |          |       |           |            |             |          |
| 6             | Back      | 684.0  | 500.0 | 1        | No    |           |            |             |          |
| Model[3]      |           |        |       |          |       |           |            |             |          |
| 6             | Back      | 684.0  | 828.0 | 1        | No    |           |            |             |          |
| Model[5]      |           |        |       |          |       |           |            |             |          |
| 4             | Back      | 1855.0 | 631.0 | 1        | No    |           |            |             |          |
| Model[6]      |           |        |       |          |       |           |            |             |          |
| 4             | Back      | 550.0  | 520.0 | 1        | No    |           |            |             |          |
| Model[7] (x2) |           |        |       |          |       |           |            |             |          |
| 4             | Back      | 550.0  | 520.0 | 2        | No    |           |            |             |          |

Cutting List (Overall Dimensions) generic, 16.0

| Num      | Reference       | Height | Width | Quantity | Grain | Left Edge       | Right Edge      | Bottom Edge     | Top Edge        |
|----------|-----------------|--------|-------|----------|-------|-----------------|-----------------|-----------------|-----------------|
| gwnia    |                 |        |       |          |       |                 |                 |                 |                 |
| 1        | Top             | 829.0  | 829.0 | 1        | No    |                 |                 |                 |                 |
| 2        | Bottom          | 829.0  | 829.0 | 1        | No    |                 |                 |                 |                 |
| 3        | Left Side       | 700.0  | 529.8 | 1        | No    |                 | Edge-010, 1.... |                 |                 |
| 4        | Right Side      | 700.0  | 529.8 | 1        | No    | Edge-010, 1.... |                 |                 |                 |
| 7        | Door Std (Si... | 542.0  | 483.2 | 1        | No    | Edge-020, 2.... | Edge-020, 2.... | Edge-020, 2.... | Edge-020, 2.... |
| 8        | Drawer 270 [... | 152.0  | 483.2 | 1        | No    | Edge-020, 2.... | Edge-020, 2.... | Edge-020, 2.... | Edge-020, 2.... |
| 9        | Plinth 1 [1]    | 579.2  | 100.0 | 1        | No    |                 |                 |                 |                 |
| Model[1] |                 |        |       |          |       |                 |                 |                 |                 |
| 1        | Top_1           | 468.0  | 80.0  | 1        | No    |                 | Edge-010, 1.... |                 |                 |
| 2        | Top_2           | 468.0  | 80.0  | 1        | No    | Edge-010, 1.... | Edge-010, 1.... |                 |                 |
| 3        | Bottom          | 468.0  | 486.5 | 1        | No    |                 | Edge-010, 1.... |                 |                 |
| 4        | Left Side       | 800.0  | 481.5 | 1        | No    |                 | Edge-010, 1.... |                 |                 |

Cutting List (Overall Dimensions) generic, 16.0 (Next)

| Num           | Reference         | Height | Width | Quantity | Grain | Left Edge       | Right Edge      | Bottom Edge     | Top Edge        |
|---------------|-------------------|--------|-------|----------|-------|-----------------|-----------------|-----------------|-----------------|
| 5             | Right Side        | 700.0  | 481.5 | 1        | No    |                 | Edge-010, 1.... |                 |                 |
| 7             | Vertical Divis... | 668.0  | 481.5 | 1        | No    |                 | Edge-010, 1.... |                 |                 |
| 8             | Door Std (Si...   | 697.0  | 247.0 | 1        | No    | Edge-020, 2.... | Edge-020, 2.... | Edge-020, 2.... | Edge-020, 2.... |
| 9             | Drawer 350 [...   | 172.0  | 247.0 | 4        | No    | Edge-020, 2.... | Edge-020, 2.... | Edge-020, 2.... | Edge-020, 2.... |
| 10            | Bottom Dra...     | 440.0  | 191.0 | 4        | No    |                 |                 |                 |                 |
| 11            | Back Drawer...    | 188.0  | 84.0  | 4        | No    |                 |                 |                 |                 |
| Model[3]      |                   |        |       |          |       |                 |                 |                 |                 |
| 1             | Top_1             | 808.0  | 80.0  | 1        | No    |                 | Edge-010, 1.... |                 |                 |
| 2             | Top_2             | 808.0  | 80.0  | 1        | No    | Edge-010, 1.... | Edge-010, 1.... |                 |                 |
| 3             | Bottom            | 824.0  | 486.5 | 1        | No    |                 | Edge-010, 1.... |                 |                 |
| 4             | Left Side         | 684.0  | 486.5 | 1        | No    |                 | Edge-010, 1.... |                 |                 |
| 5             | Right Side        | 800.0  | 486.5 | 1        | No    |                 | Edge-010, 1.... |                 |                 |
| 7             | Fixed Shelf [1]   | 808.0  | 481.5 | 1        | No    |                 | Edge-010, 1.... |                 |                 |
| 8             | Door Std (D...    | 697.0  | 417.0 | 2        | No    | Edge-020, 2.... | Edge-020, 2.... | Edge-020, 2.... | Edge-020, 2.... |
| Model[5]      |                   |        |       |          |       |                 |                 |                 |                 |
| 1             | Top               | 599.0  | 561.5 | 1        | No    |                 |                 |                 |                 |
| 2             | Bottom            | 599.0  | 561.5 | 1        | No    |                 |                 |                 |                 |
| 3             | [Left, Right] ... | 1955.0 | 561.5 | 2        | No    |                 |                 |                 |                 |
| 5             | Fixed Shelf       | 599.0  | 561.5 | 2        | No    |                 |                 |                 |                 |
| 6             | Door Std (Si...   | 685.0  | 628.0 | 1        | No    |                 |                 |                 |                 |
| 7             | Door Std (Si...   | 608.0  | 628.0 | 1        | No    |                 |                 |                 |                 |
| 8             | Door Std (Si...   | 553.0  | 628.0 | 1        | No    |                 |                 |                 |                 |
| Model[6]      |                   |        |       |          |       |                 |                 |                 |                 |
| 1             | Top               | 488.0  | 376.5 | 1        | No    |                 |                 |                 |                 |
| 2             | Bottom            | 488.0  | 376.5 | 1        | No    |                 |                 |                 |                 |
| 3             | [Left, Right] ... | 550.0  | 376.5 | 2        | No    |                 |                 |                 |                 |
| 5             | Fixed Shelf [1]   | 488.0  | 376.5 | 1        | No    |                 |                 |                 |                 |
| 6             | Door Std (D...    | 547.0  | 257.0 | 2        | No    |                 |                 |                 |                 |
| Model[7] (x2) |                   |        |       |          |       |                 |                 |                 |                 |
| 1             | Top               | 488.0  | 376.5 | 2        | No    |                 |                 |                 |                 |
| 2             | Bottom            | 488.0  | 376.5 | 2        | No    |                 |                 |                 |                 |
| 3             | [Left, Right] ... | 550.0  | 376.5 | 4        | No    |                 |                 |                 |                 |
| 5             | Fixed Shelf [1]   | 488.0  | 376.5 | 2        | No    |                 |                 |                 |                 |
| 6             | Door Std (D...    | 547.0  | 257.0 | 4        | No    |                 |                 |                 |                 |

Cutting List (Overall Dimensions) Generic 0180, 18.0

| Num                | Reference       | Height | Width | Quantity | Grain | Left Edge | Right Edge | Bottom Edge | Top Edge |
|--------------------|-----------------|--------|-------|----------|-------|-----------|------------|-------------|----------|
| gwnia              |                 |        |       |          |       |           |            |             |          |
| 6                  | Fixed Shelf [1] | 829.0  | 829.0 | 1        | No    |           |            |             |          |
| plinth-onePiece    |                 |        |       |          |       |           |            |             |          |
| 1                  | Plinth 1 [1]    | 1850.0 | 100.0 | 1        | No    |           |            |             |          |
| plinth-onePiece[2] |                 |        |       |          |       |           |            |             |          |
| 1                  | Plinth 1 [1]    | 920.0  | 100.0 | 1        | No    |           |            |             |          |

### Cutting List (Overall Dimensions) Plywood 0302, 30.0

| Num           | Reference     | Height | Width  | Quantity | Grain | Left Edge | Right Edge | Bottom Edge | Top Edge |
|---------------|---------------|--------|--------|----------|-------|-----------|------------|-------------|----------|
| Single Panels |               |        |        |          |       |           |            |             |          |
| 1             | Countertop[1] | 1368.0 | 1709.0 | 1        | Yes   |           |            |             |          |

### Cutting List (Overall Dimensions) zz-019, 19.0

| Num           | Reference | Height | Width | Quantity | Grain | Left Edge | Right Edge | Bottom Edge | Top Edge |
|---------------|-----------|--------|-------|----------|-------|-----------|------------|-------------|----------|
| Single Panels |           |        |       |          |       |           |            |             |          |
| 1             | Cover[1]  | 800.0  | 505.0 | 1        | No    |           |            |             |          |
| 1             | Cover[2]  | 800.0  | 505.0 | 1        | No    |           |            |             |          |
| 1             | Cover[3]  | 800.0  | 505.0 | 1        | No    |           |            |             |          |
| 1             | Cover[4]  | 800.0  | 505.0 | 1        | No    |           |            |             |          |

### Cutting List (Overall Dimensions) zz-Cooker-top, 10.0

| Num           | Reference | Height | Width | Quantity | Grain | Left Edge | Right Edge | Bottom Edge | Top Edge |
|---------------|-----------|--------|-------|----------|-------|-----------|------------|-------------|----------|
| Stovetop P850 |           |        |       |          |       |           |            |             |          |
| 1             | Top       | 580.0  | 505.0 | 1        | Yes   |           |            |             |          |

### Cutting List (Overall Dimensions) zz-Sink, 1.0

| Num              | Reference | Height | Width | Quantity | Grain | Left Edge | Right Edge | Bottom Edge | Top Edge |
|------------------|-----------|--------|-------|----------|-------|-----------|------------|-------------|----------|
| Stovetop P850[1] |           |        |       |          |       |           |            |             |          |
| 1                | Top       | 580.0  | 505.0 | 1        | Yes   |           |            |             |          |

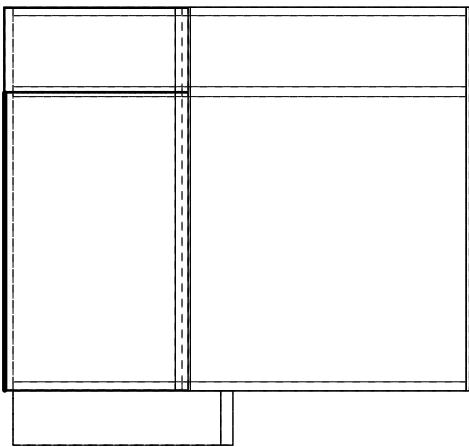
## Costing Report

| Panel                                  | Surface  | Price (€/m²) | Price          |
|--|----------|--------------|----------------|
| CTP_05, 5.0                            | 4.14 m²  | 14.00        | 57,98€         |
| Generic 0180, 18.0                     | 0.96 m²  | 45.00        | 43,40€         |
| generic, 16.0                          | 15.26 m² | 0.00         | 0,00€          |
| Plywood 0302, 30.0                     | 2.34 m²  | 90.00        | 210,41€        |
| zz-019, 19.0                           | 1.62 m²  | 0.00         | 0,00€          |
| zz-Cooker-top, 10.0                    | 0.29 m²  | 500.00       | 146,45€        |
| zz-Sink, 1.0                           | 0.29 m²  | 500.00       | 146,45€        |
| <b>Total</b>                           |          |              | <b>604,69€</b> |
| Edge                                   | Length   | Price (€/m)  | Price          |
| Edge-010, 1.0 mm                       | 12.3 m   | 1.00         | 12,29€         |
| Edge-020, 2.0 mm                       | 13.0 m   | 2.00         | 25,95€         |
| <b>Total</b>                           |          |              | <b>38,24€</b>  |
| Fittings                               | Quantity | Unit Price   | Price          |
| Blum/drw-LEGRABOX-M/app                | 10       | 70.00        | 700,00€        |
| Blum/drw-LEGRABOX/bottom               | 8        | 10.00        | 80,00€         |
| Blum/hing75T159-X00/app/ol 14-18       | 8        | 5.52         | 44,16€         |
| Häfele/Cam-RaFixb20-p19/20-10-5/int    | 6        | 2.00         | 12,00€         |
| Hettich/Cam-VB36-p19/20-10/int         | 12       | 2.00         | 24,00€         |
| hole/04                                | 51       | 0.50         | 25,50€         |
| Titus/Cam-p19/15-34-14/2x-dow/8-30/int | 31       | 0.16         | 4,96€          |
| <b>Total</b>                           |          |              | <b>890,62€</b> |
| Profiling                              | Length   | Price (€/m)  | Price          |
| Profiling                              | 1.4 m    | 0.00         | 0,00€          |
| <b>Total</b>                           |          |              | <b>0,00€</b>   |
| Chamfer                                | Length   | Price (€/m)  | Price          |
| Chamfer                                | 4.4 m    | 0.00         | 0,00€          |
| <b>Total</b>                           |          |              | <b>0,00€</b>   |
| Groove                                 | Length   | Price (€/m)  | Price          |
| 5.0 mm (10.5 mm)                       | 1.4 m    | 0.00         | 0,00€          |
| <b>Total</b>                           |          |              | <b>0,00€</b>   |

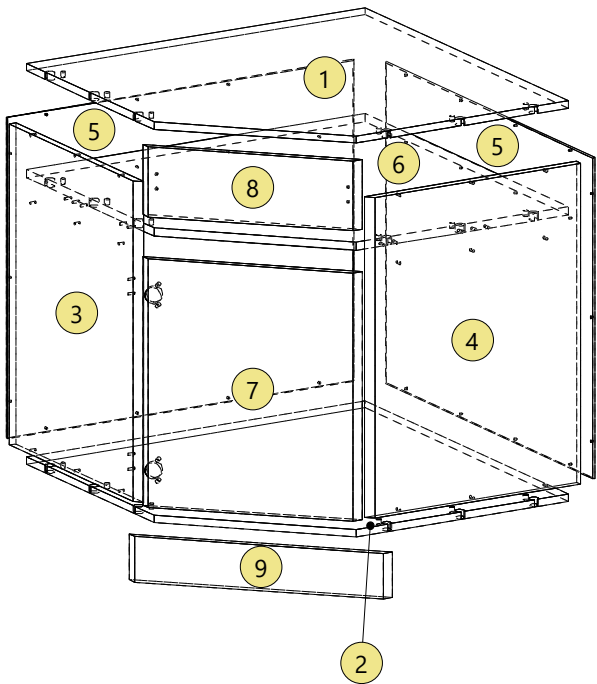
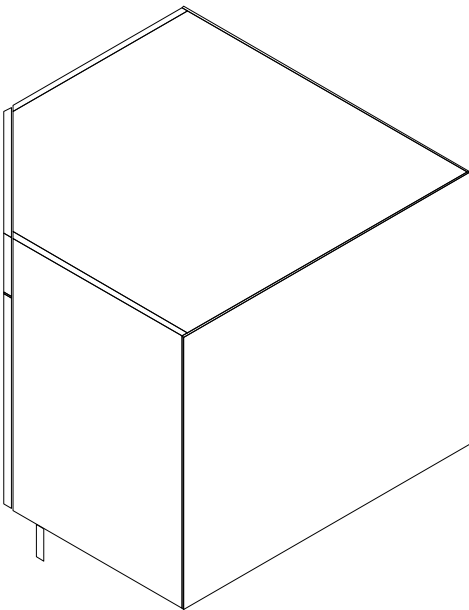
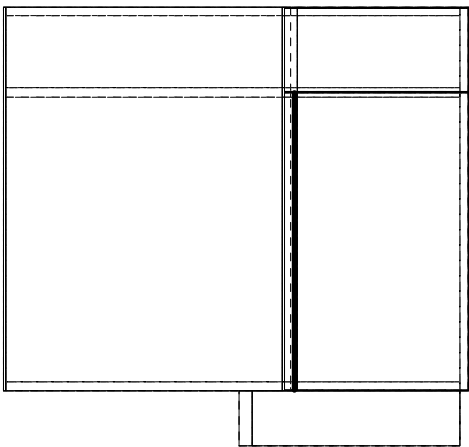
**gwnia**

|                      |          |
|----------------------|----------|
| Height               | 800.0 mm |
| Width                | 850.0 mm |
| Depth                | 850.0 mm |
| Height (Upper Strip) | 0.0 mm   |
| Elevation (Plinth)   | 100.0 mm |

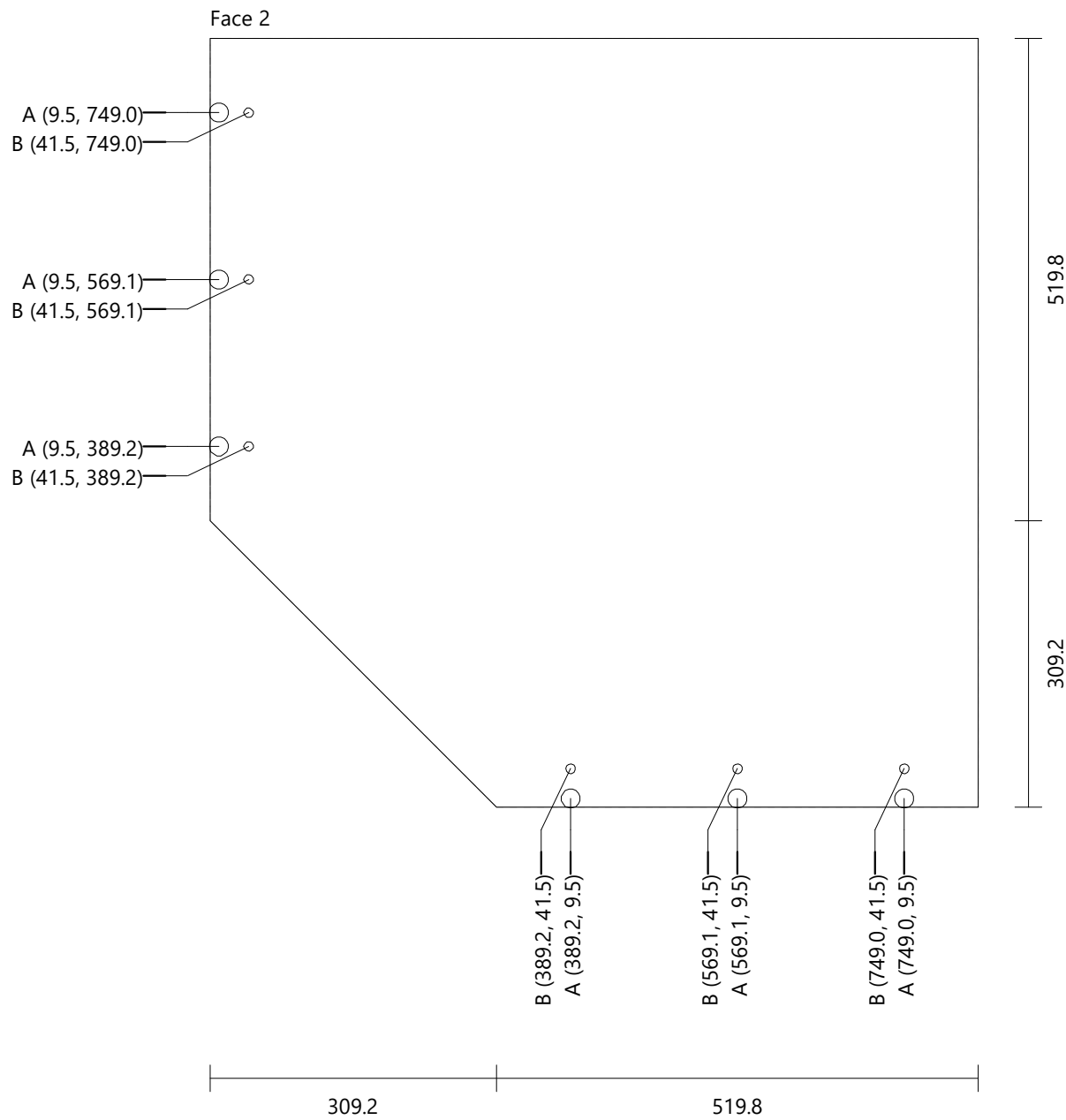
FRONT VIEW



LEFT VIEW

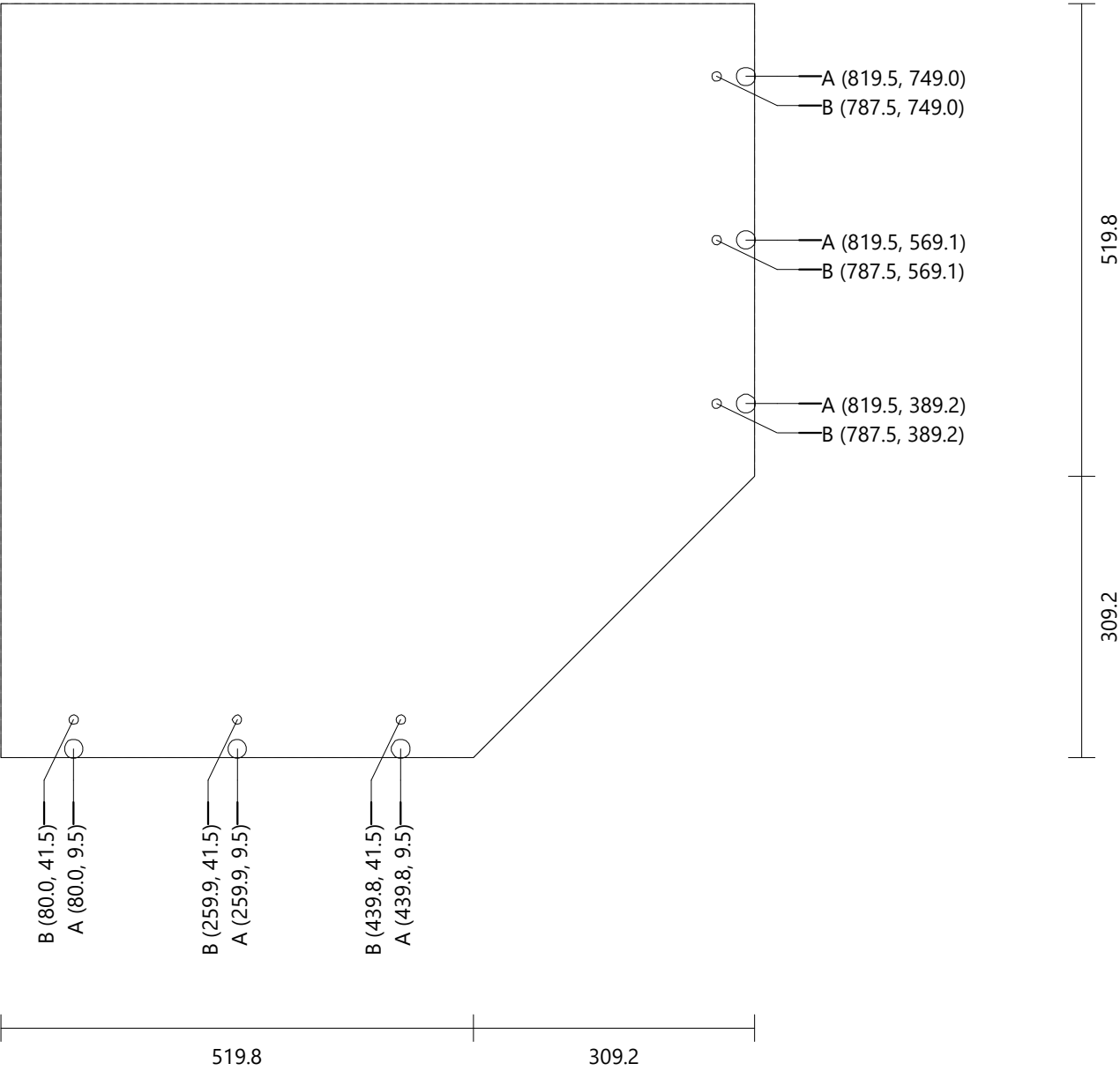


|          |         |                |              |                 |             |
|----------|---------|----------------|--------------|-----------------|-------------|
| gwnia    |         |                |              |                 |             |
| Top      | generic | Height: 829.0  | Width: 829.0 | Thickness: 16.0 | Quantity: 1 |
| Drilling | A (6)   | Diameter: 20.0 | Depth: 14.5  |                 |             |
|          | B (6)   | Diameter: 10.0 | Depth: 11.0  |                 |             |



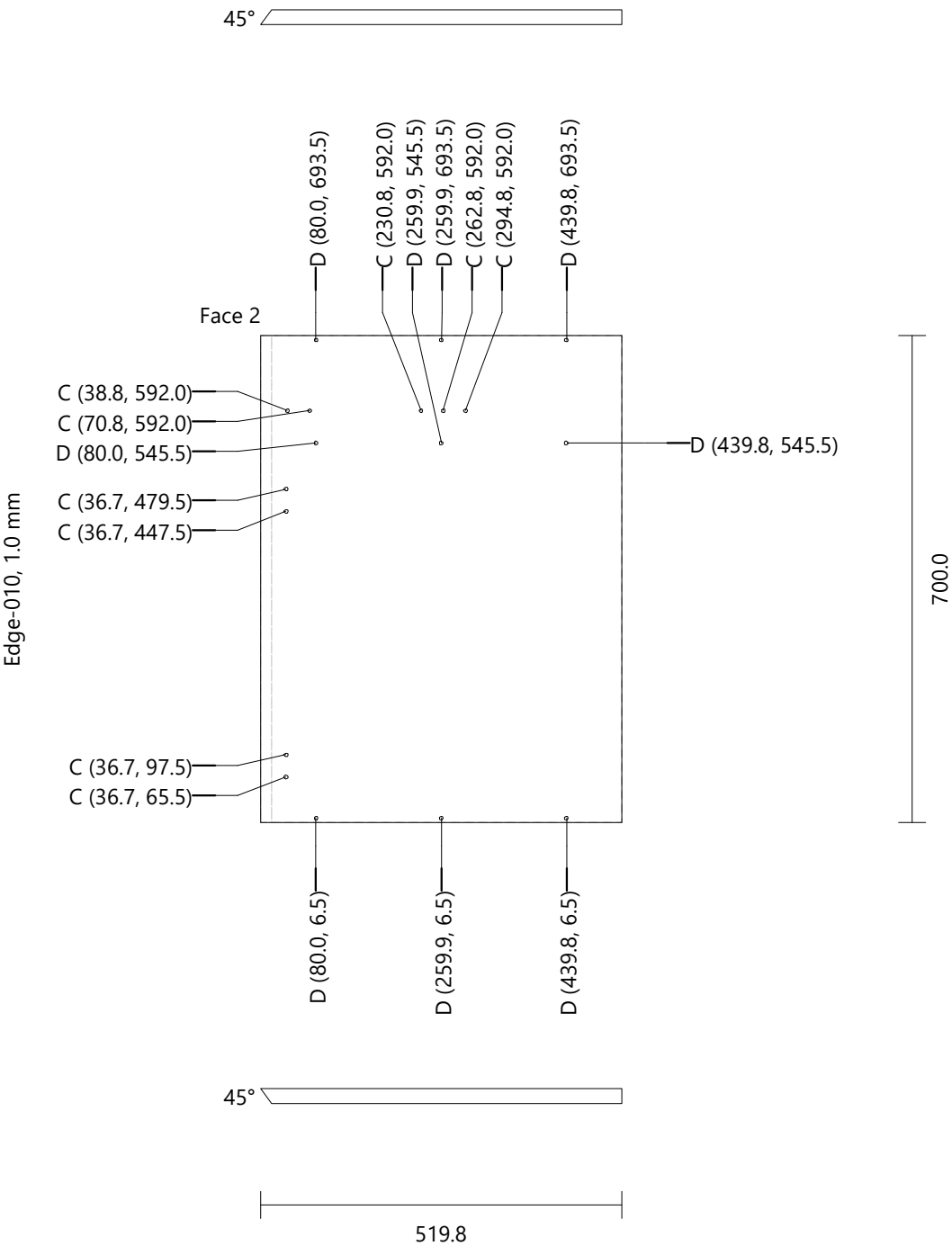
|          |         |                |              |                 |             |  |
|----------|---------|----------------|--------------|-----------------|-------------|--|
| gwnia    |         |                |              |                 |             |  |
| Bottom   | generic | Height: 829.0  | Width: 829.0 | Thickness: 16.0 | Quantity: 1 |  |
| Drilling | A (6)   | Diameter: 20.0 | Depth: 14.5  |                 |             |  |
|          | B (6)   | Diameter: 10.0 | Depth: 11.0  |                 |             |  |

Face 1

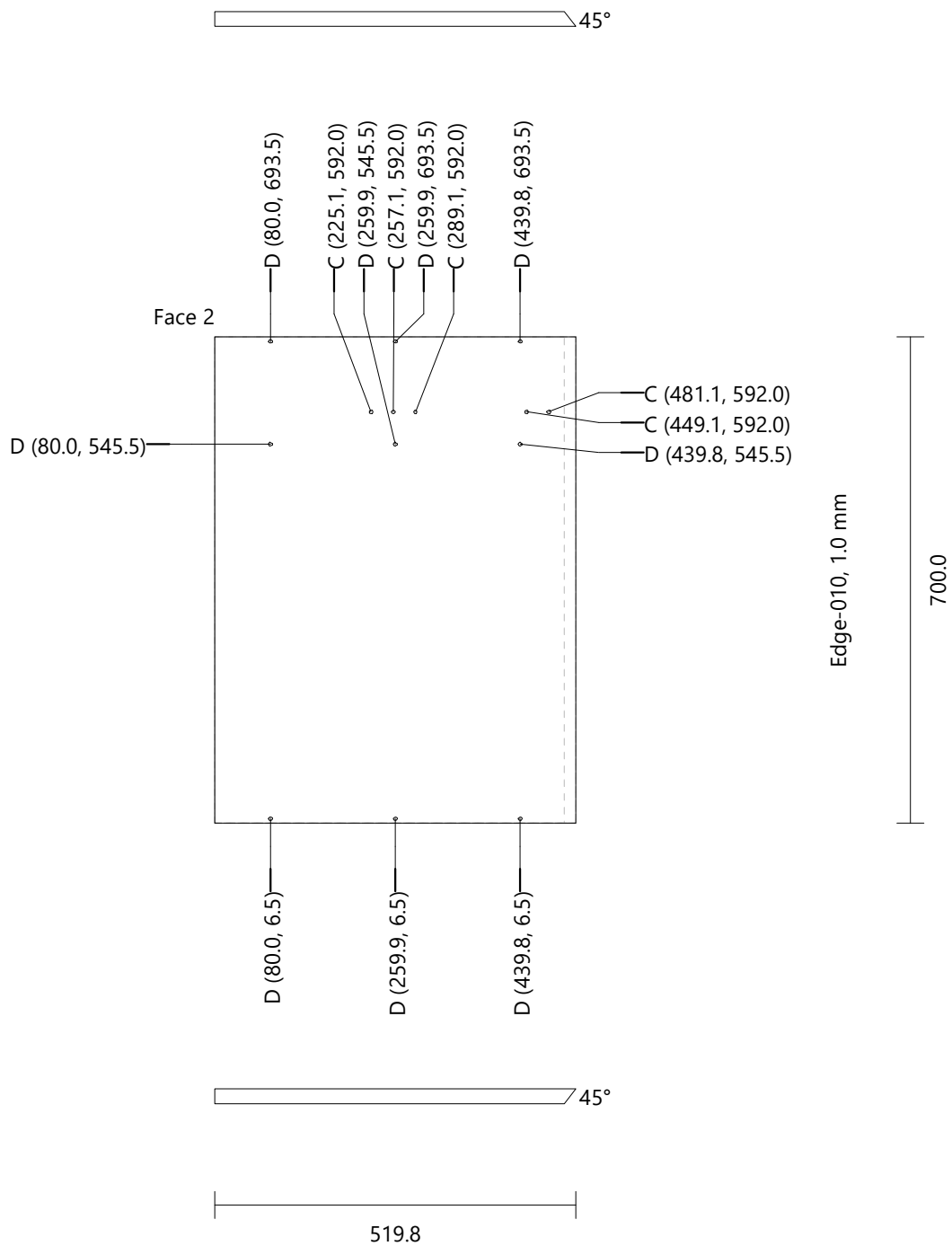




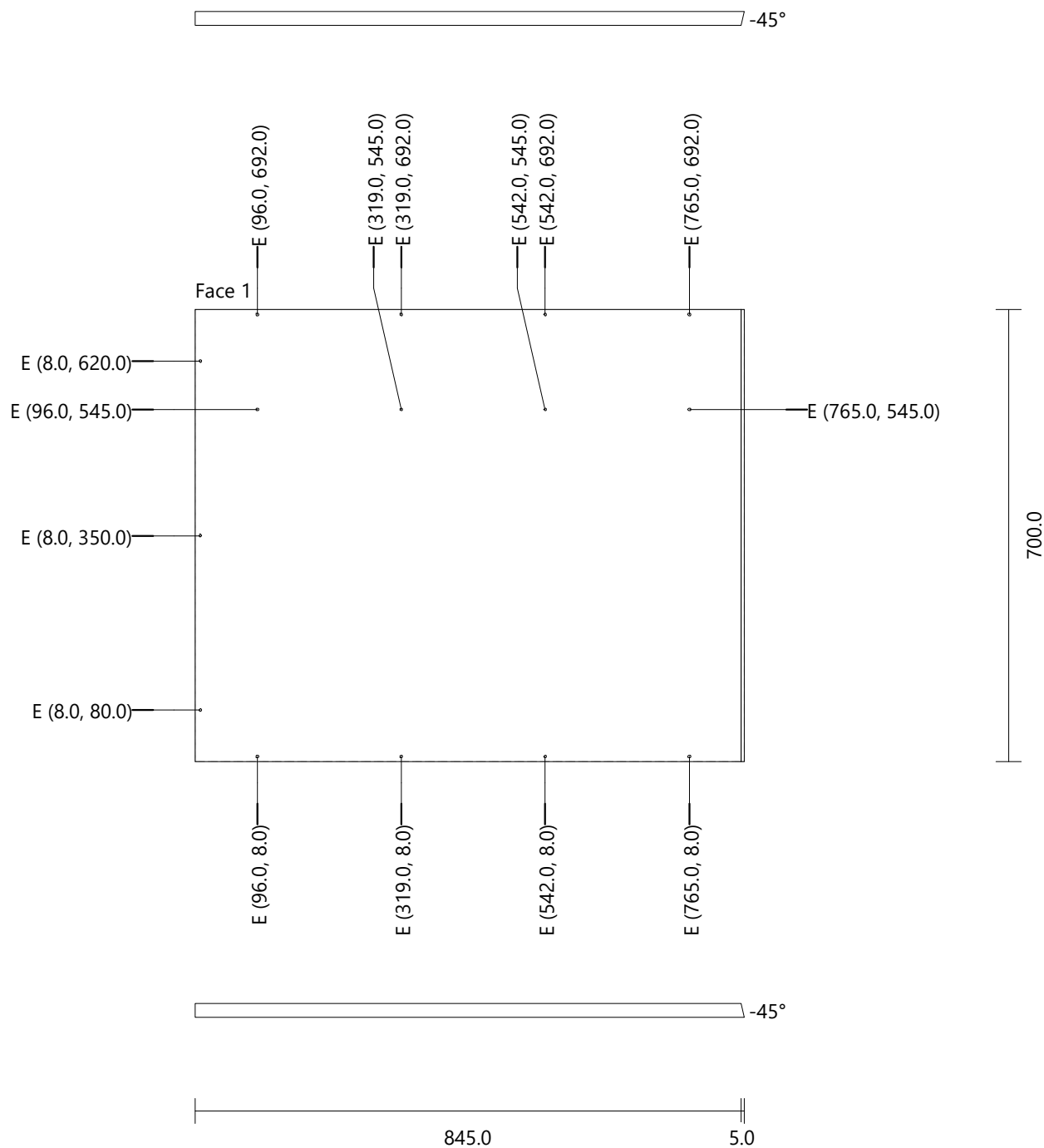
|           |         |               |               |              |                 |             |
|-----------|---------|---------------|---------------|--------------|-----------------|-------------|
| gwnia     |         |               |               |              |                 |             |
| Left Side | generic |               | Height: 700.0 | Width: 529.8 | Thickness: 16.0 | Quantity: 1 |
| Drilling  | C (9)   | Diameter: 5.0 | Depth: 15.0   |              |                 |             |
|           | D (9)   | Diameter: 5.0 | Depth: 12.0   |              |                 |             |



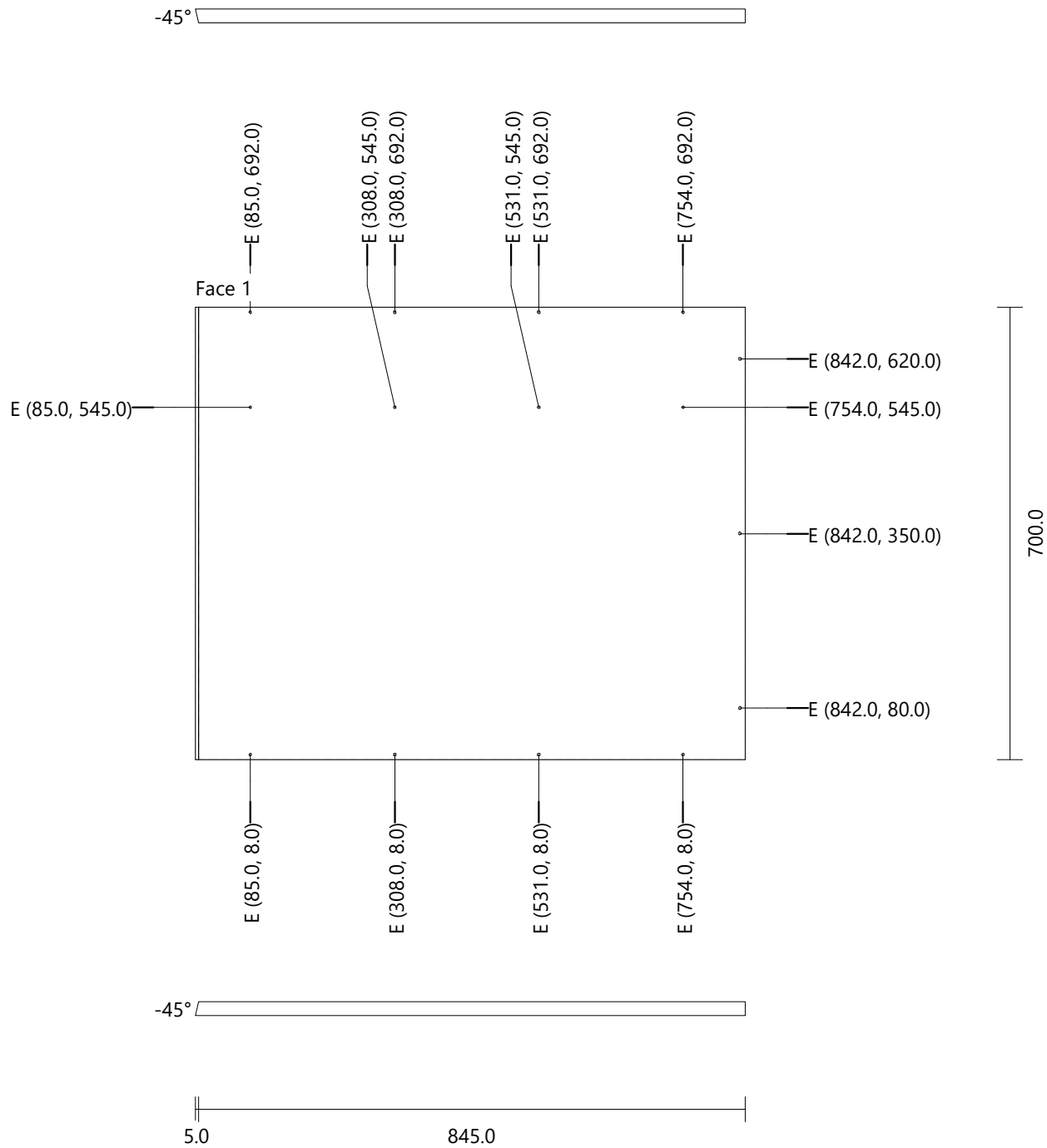
Depth: 12.0



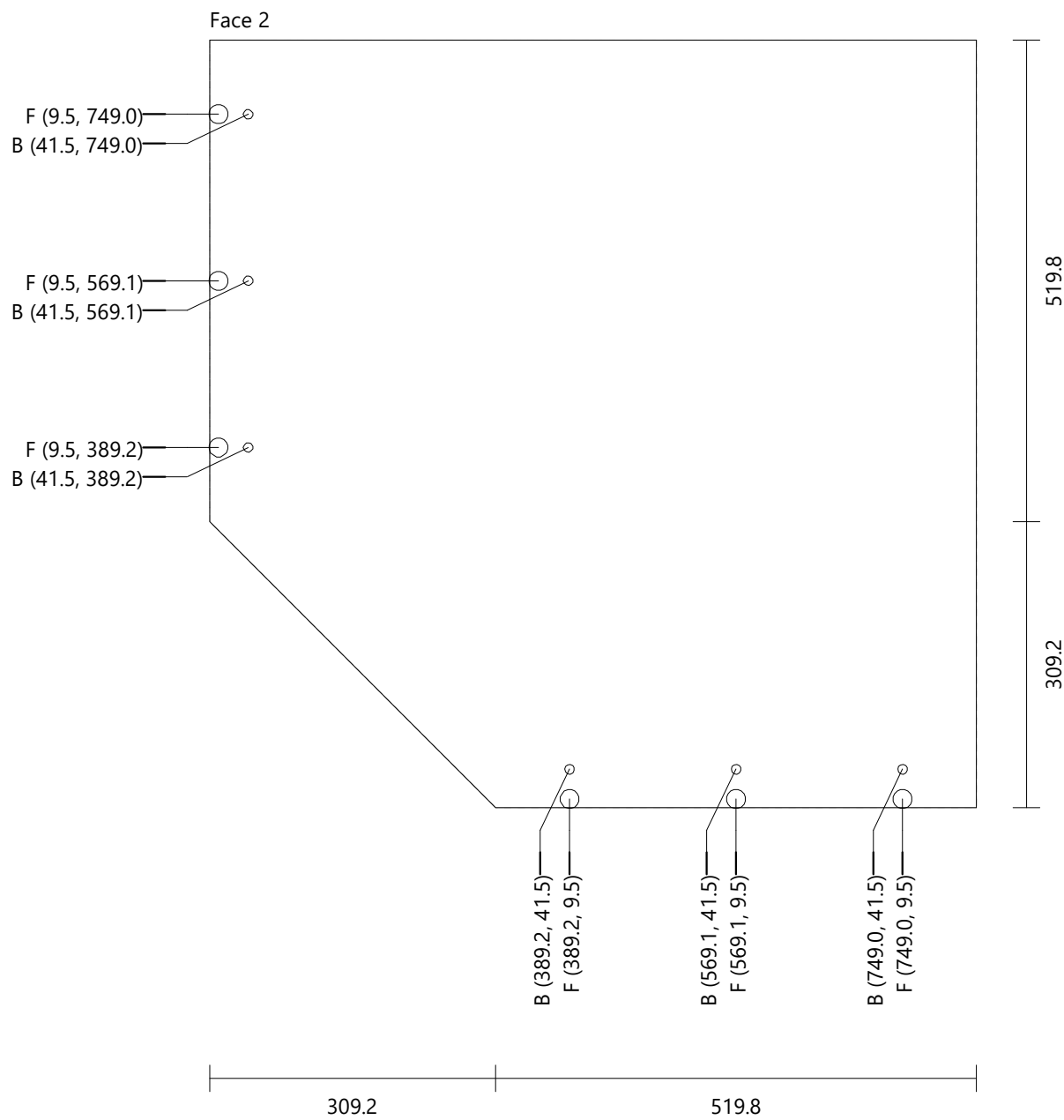
gwnia  
Left Back      CTP\_05      Height: 700.0      Width: 860.0      Thickness: 5.0      Quantity: 1  
Drilling      E (15)      Diameter: 4.0      Depth: Through (0.0)



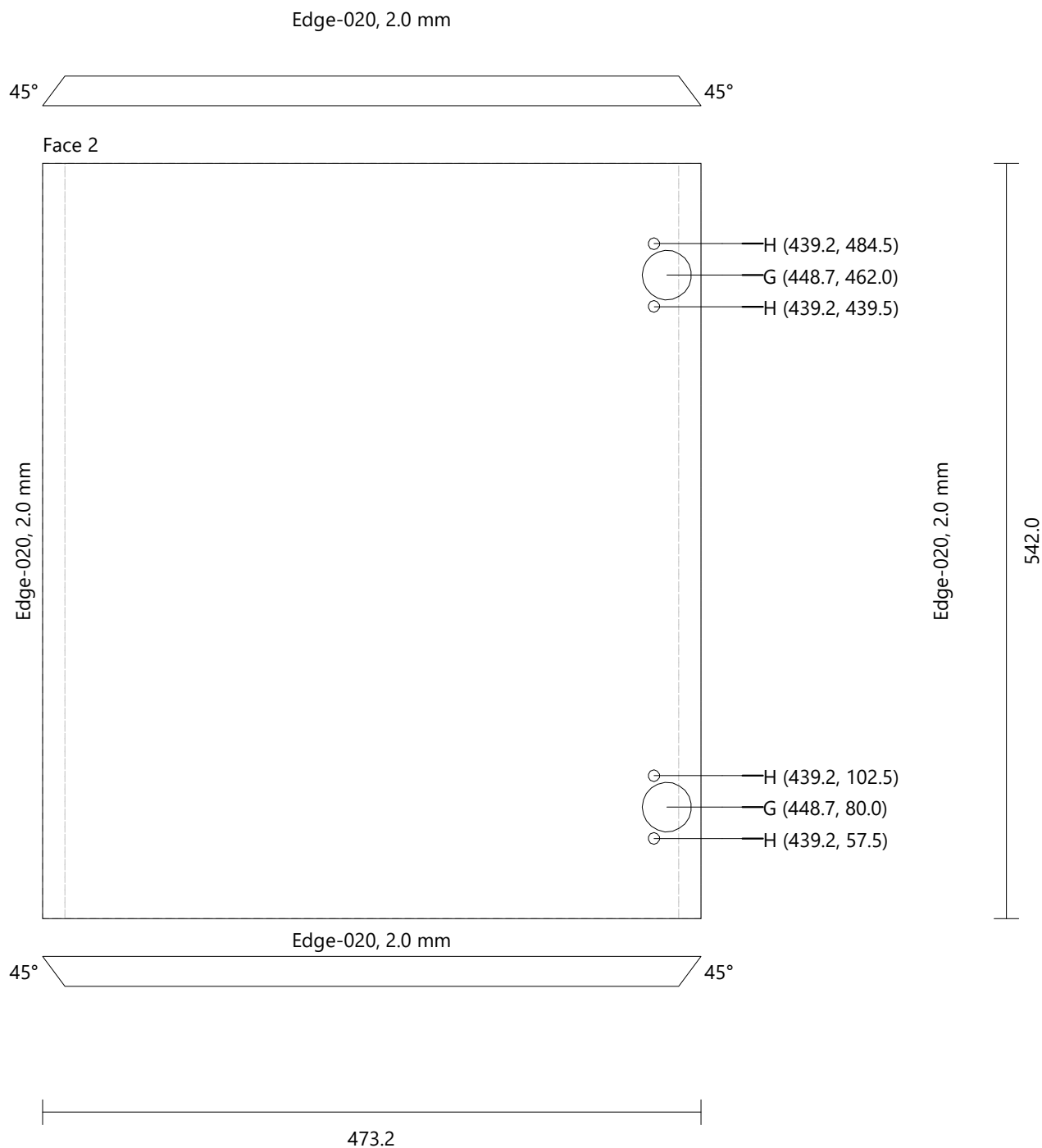
gwnia  
Right Back      CTP\_05      Height: 700.0      Width: 860.0      Thickness: 5.0      Quantity: 1  
Drilling      E (15)      Diameter: 4.0      Depth: Through (0.0)



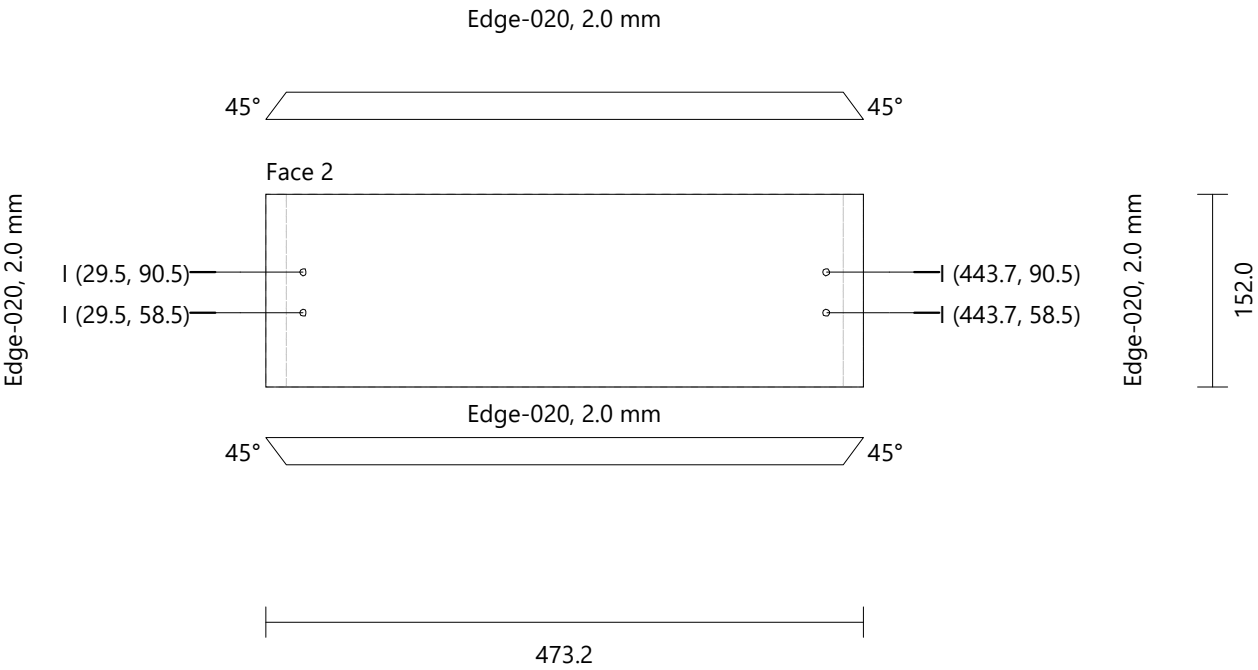
|                 |              |                |              |                 |             |
|-----------------|--------------|----------------|--------------|-----------------|-------------|
| gwnia           |              |                |              |                 |             |
| Fixed Shelf [1] | Generic 0180 | Height: 829.0  | Width: 829.0 | Thickness: 18.0 | Quantity: 1 |
| Drilling        | B (6)        | Diameter: 10.0 | Depth: 11.0  |                 |             |
|                 | F (6)        | Diameter: 20.0 | Depth: 15.0  |                 |             |




|                       |         |                |              |                 |             |
|-----------------------|---------|----------------|--------------|-----------------|-------------|
| gwnia                 |         |                |              |                 |             |
| Door Std (Single) [1] | generic | Height: 542.0  | Width: 483.2 | Thickness: 16.0 | Quantity: 1 |
| Drilling              | G (2)   | Diameter: 35.0 | Depth: 14.0  |                 |             |
|                       | H (4)   | Diameter: 8.0  | Depth: 13.0  |                 |             |



gwnia  
Drawer 270 [1]      generic      Height: 152.0      Width: 483.2      Thickness: 16.0      Quantity: 1  
Drilling      I (4)      Diameter: 5.0      Depth: 3.0



gwnia  
Plinth 1 [1]      generic      Height: 579.2      Width: 100.0      Thickness: 16.0      Quantity: 1






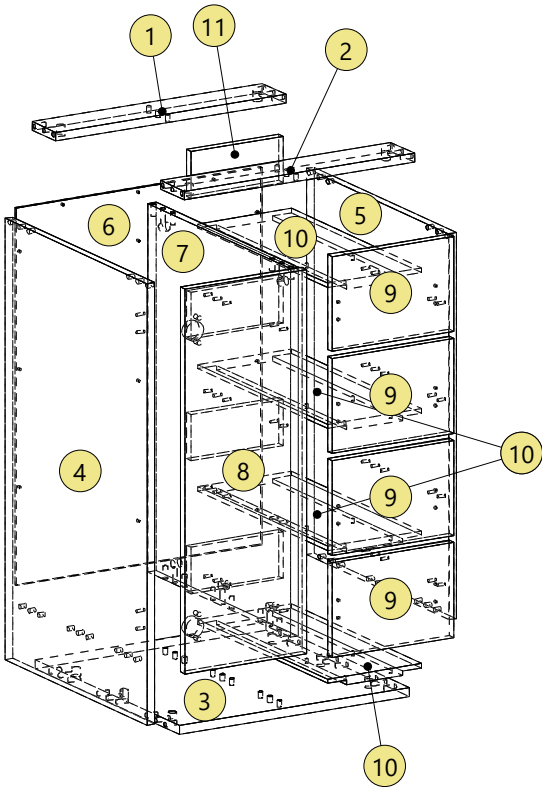
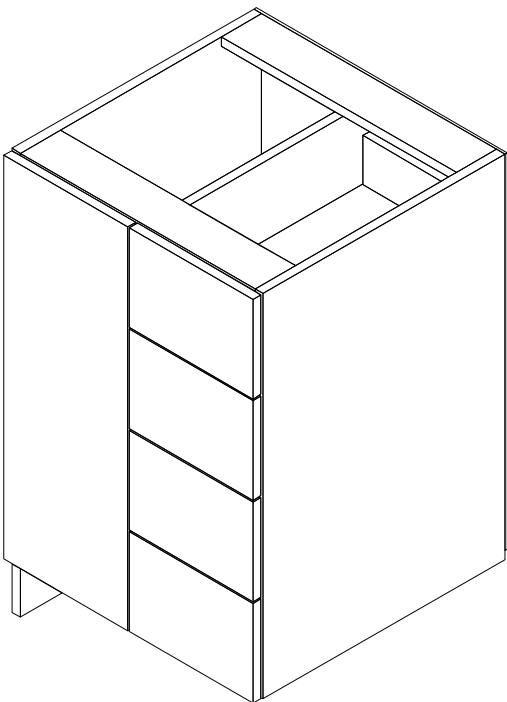
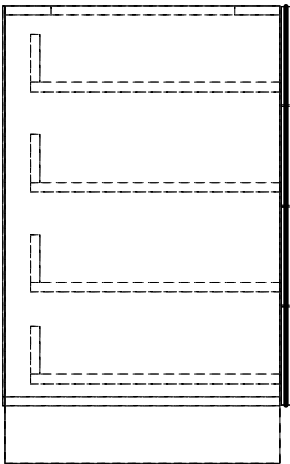
Model[1]

|                      |          |
|----------------------|----------|
| Height               | 800.0 mm |
| Width                | 500.0 mm |
| Depth                | 505.0 mm |
| Height (Upper Strip) | 0.0 mm   |
| Elevation (Plinth)   | 100.0 mm |

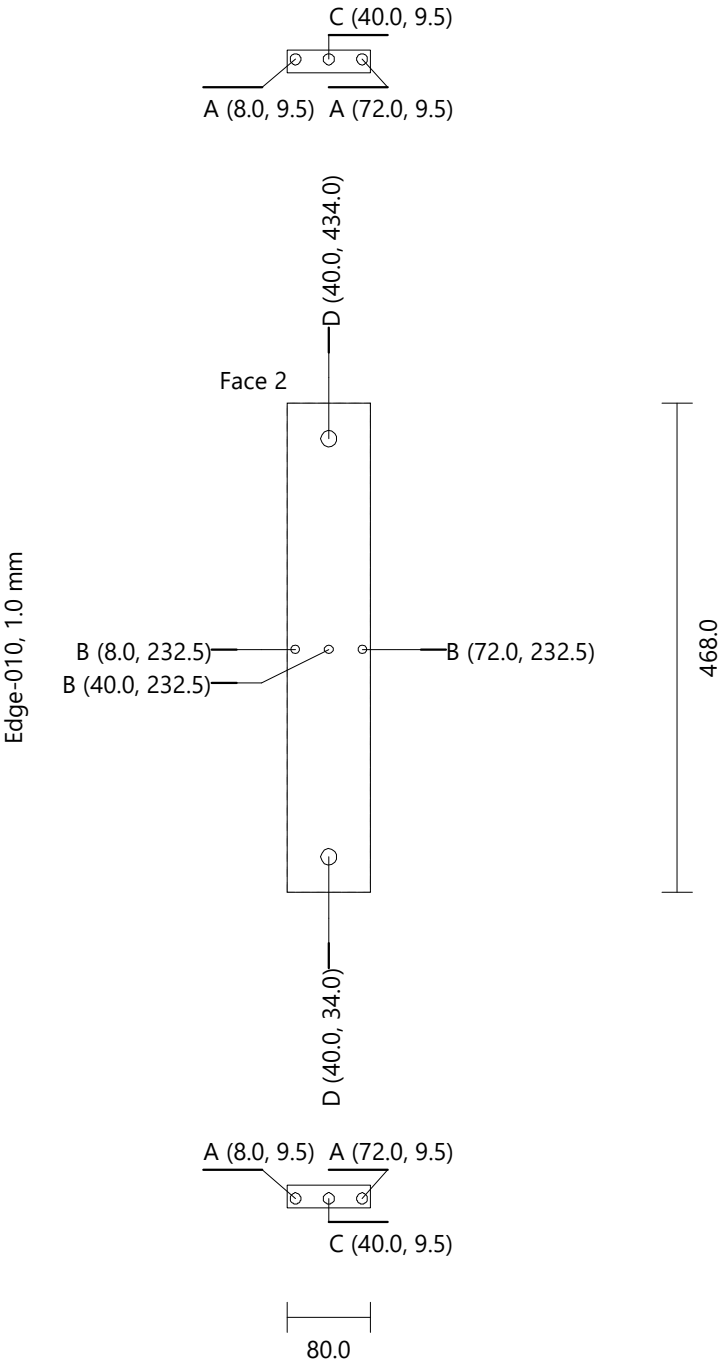
FRONT VIEW



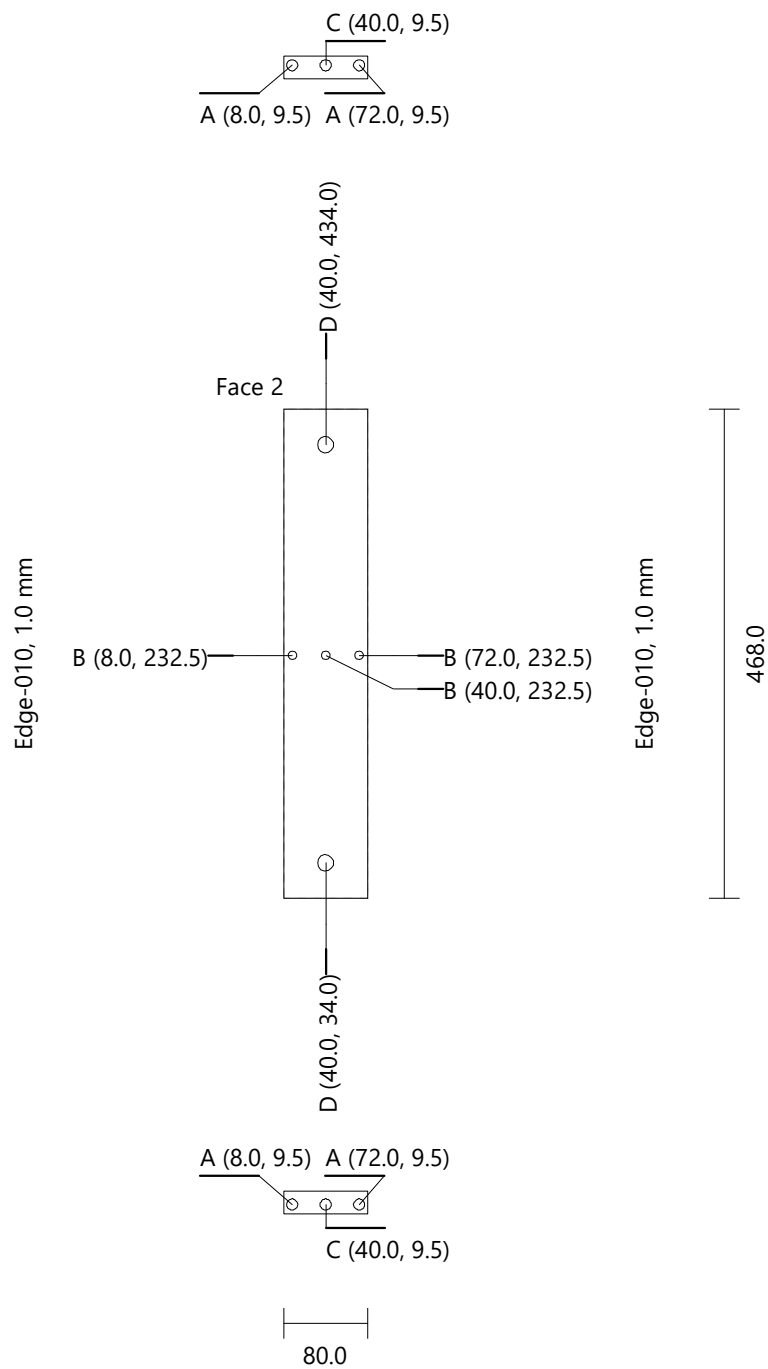
LEFT VIEW

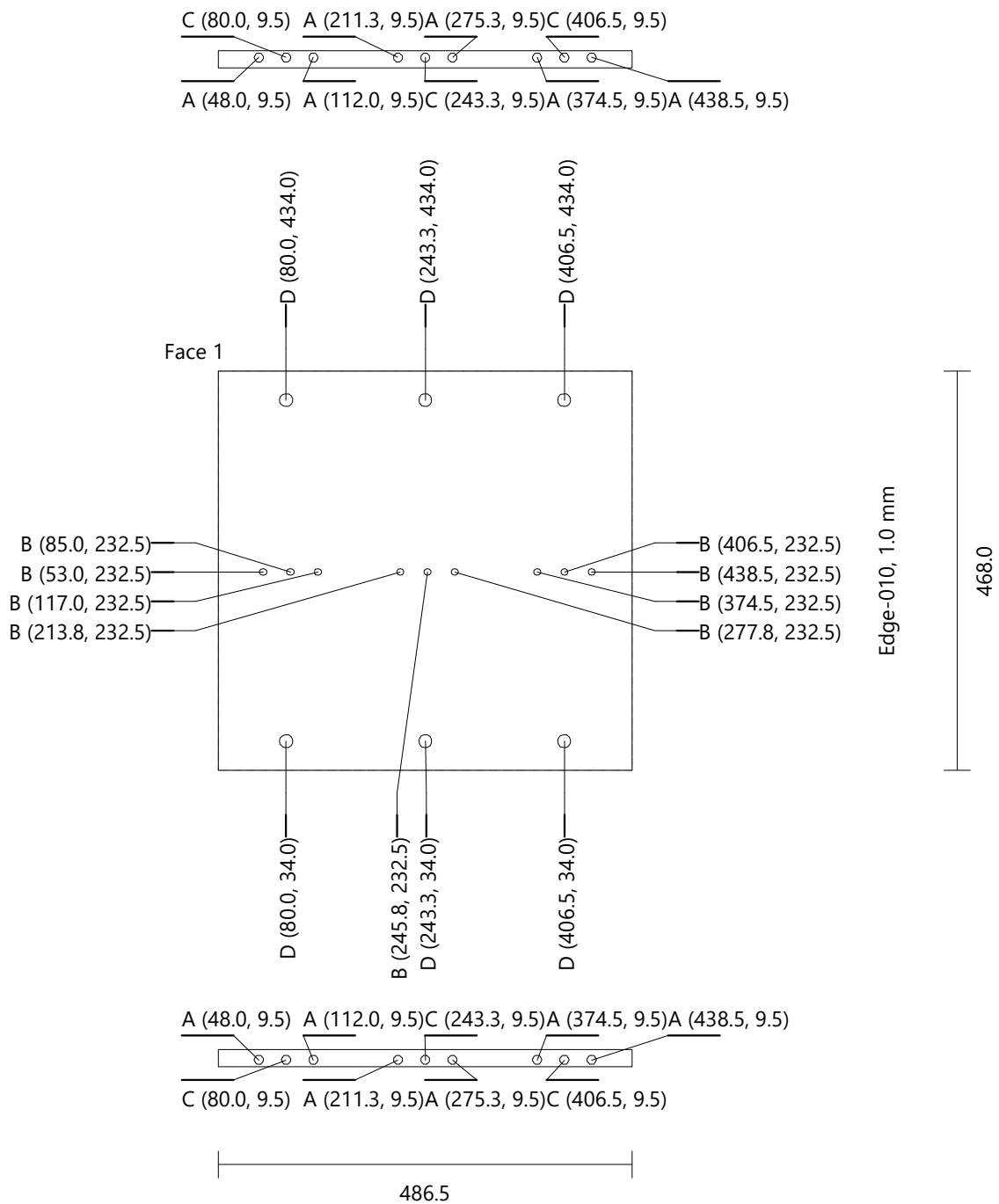


|          |         |                |             |                 |             |
|----------|---------|----------------|-------------|-----------------|-------------|
| Model[1] |         |                |             |                 |             |
| Top_1    | generic | Height: 468.0  | Width: 80.0 | Thickness: 16.0 | Quantity: 1 |
| Drilling | A (4)   | Diameter: 8.0  | Depth: 21.5 |                 |             |
|          | B (3)   | Diameter: 8.0  | Depth: 11.5 |                 |             |
|          | C (2)   | Diameter: 8.0  | Depth: 28.0 |                 |             |
|          | D (2)   | Diameter: 15.0 | Depth: 14.0 |                 |             |

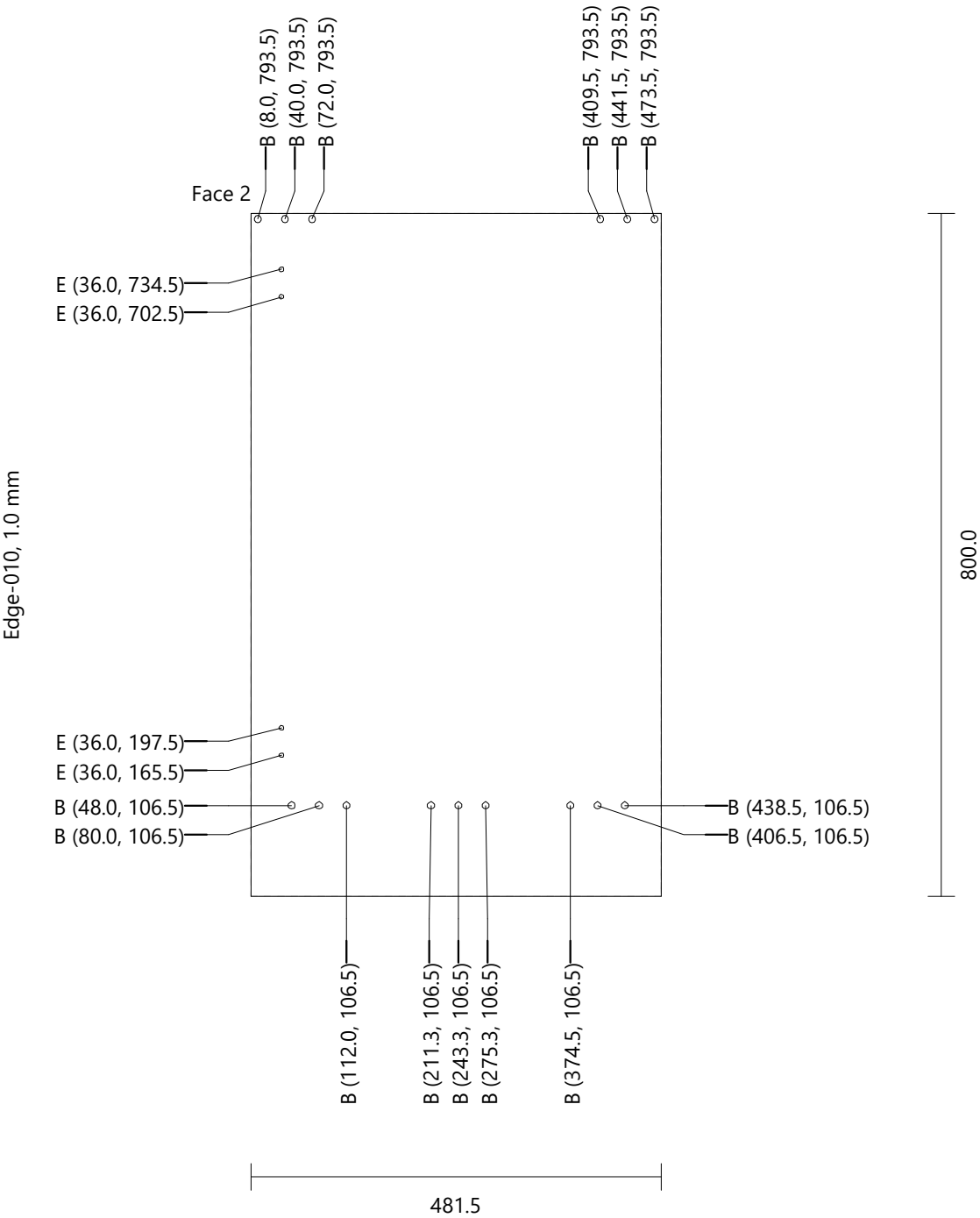


|          |         |                |             |                 |             |
|----------|---------|----------------|-------------|-----------------|-------------|
| Model[1] |         |                |             |                 |             |
| Top_2    | generic | Height: 468.0  | Width: 80.0 | Thickness: 16.0 | Quantity: 1 |
| Drilling | A (4)   | Diameter: 8.0  | Depth: 21.5 |                 |             |
|          | B (3)   | Diameter: 8.0  | Depth: 11.5 |                 |             |
|          | C (2)   | Diameter: 8.0  | Depth: 28.0 |                 |             |
|          | D (2)   | Diameter: 15.0 | Depth: 14.0 |                 |             |

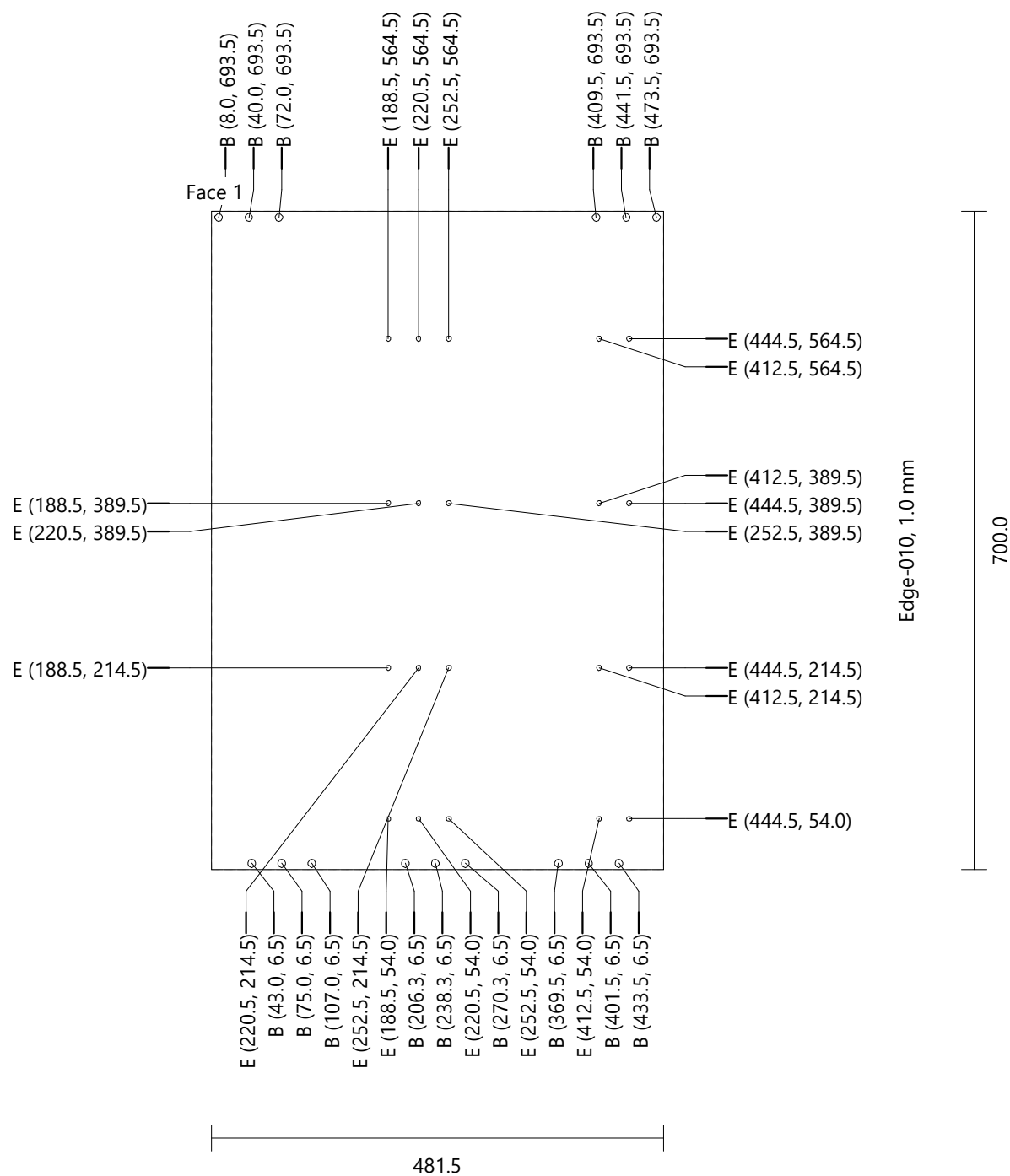




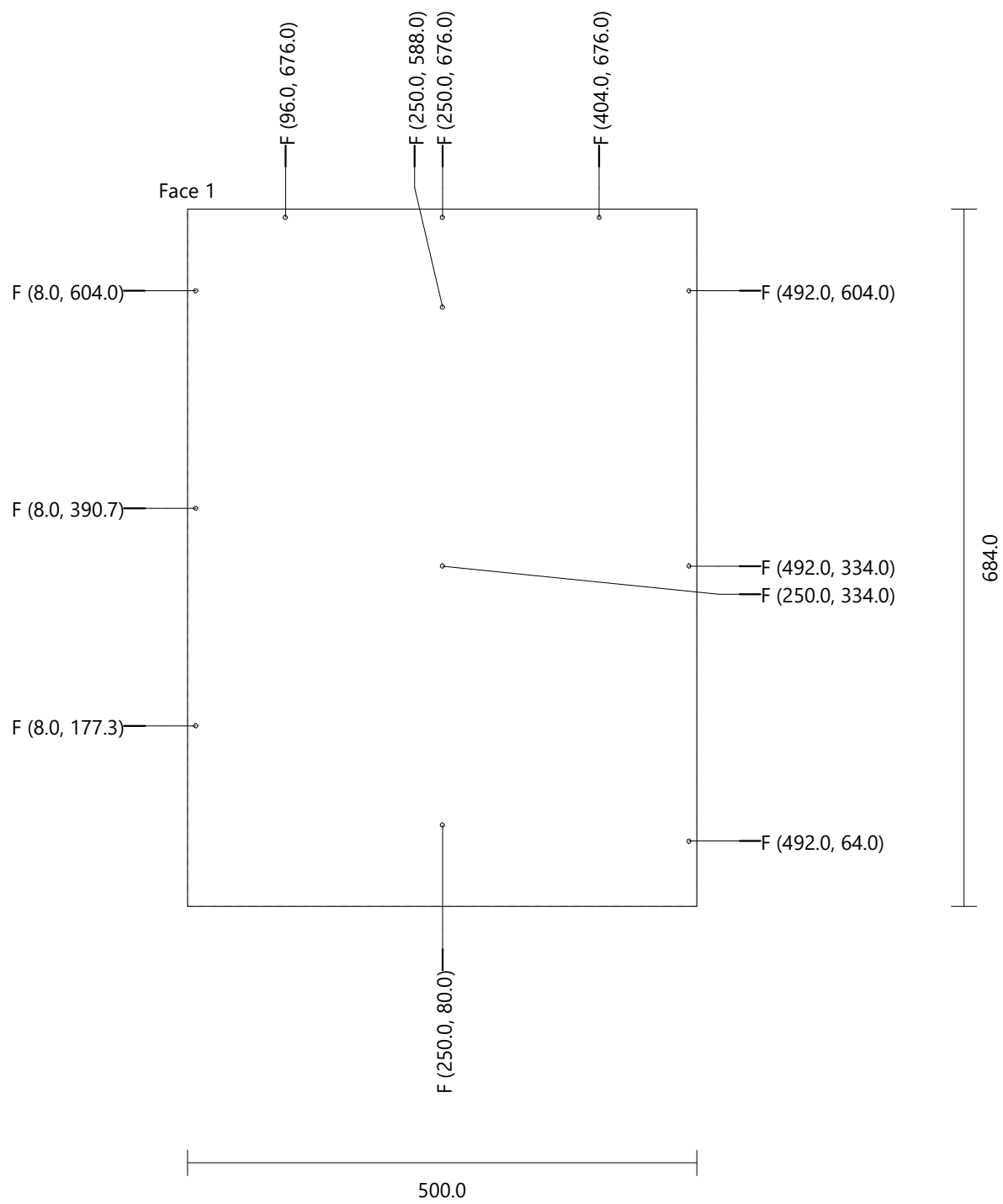
|           |         |               |              |                 |             |
|-----------|---------|---------------|--------------|-----------------|-------------|
| Model[1]  |         |               |              |                 |             |
| Left Side | generic | Height: 800.0 | Width: 481.5 | Thickness: 16.0 | Quantity: 1 |
| Drilling  | B (15)  | Diameter: 8.0 | Depth: 11.5  |                 |             |
|           | E (4)   | Diameter: 5.0 | Depth: 15.0  |                 |             |



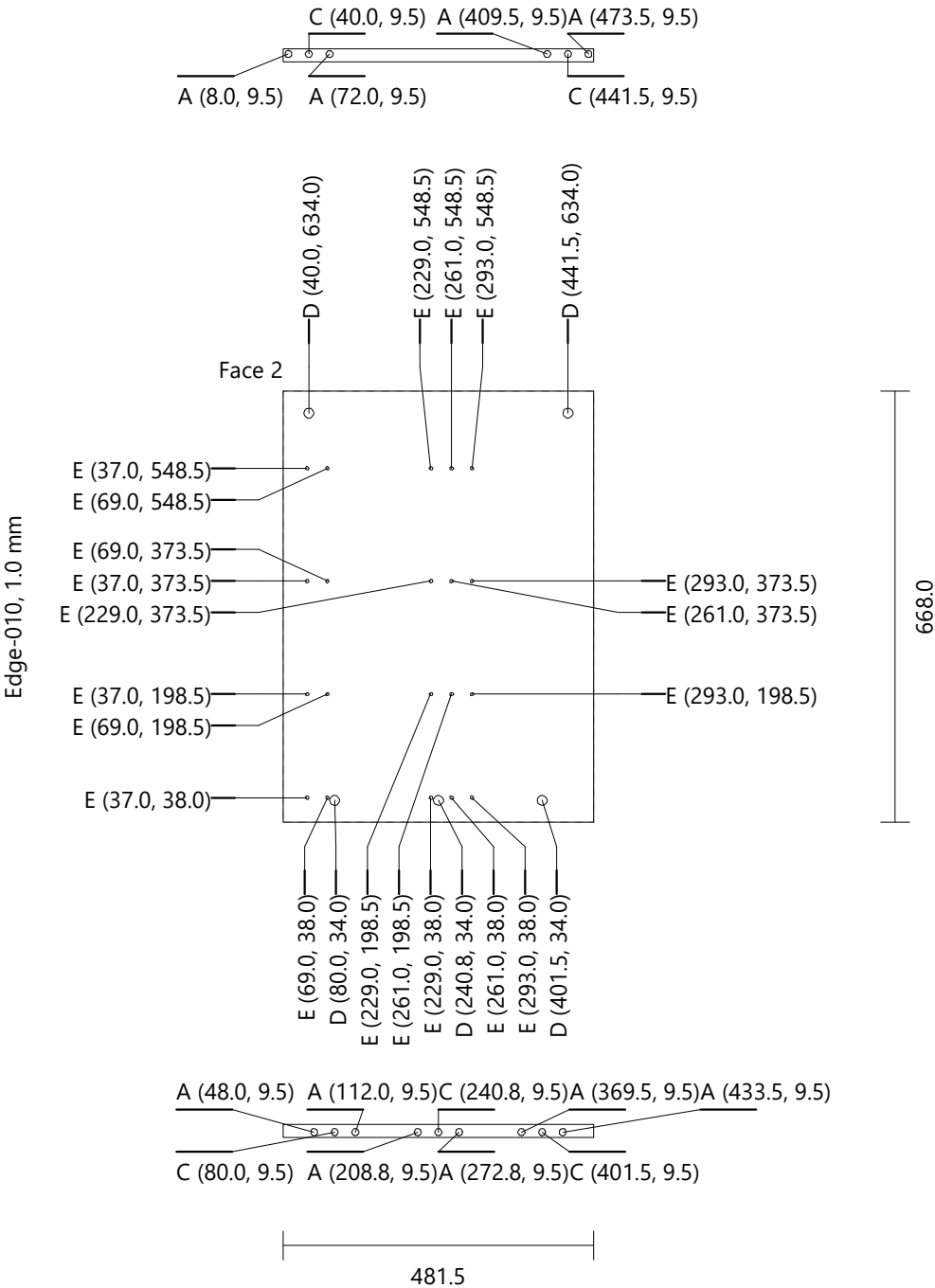
|            |         |               |              |                 |             |
|------------|---------|---------------|--------------|-----------------|-------------|
| Model[1]   |         |               |              |                 |             |
| Right Side | generic | Height: 700.0 | Width: 481.5 | Thickness: 16.0 | Quantity: 1 |
| Drilling   | B (15)  | Diameter: 8.0 | Depth: 11.5  |                 |             |
|            | E (20)  | Diameter: 5.0 | Depth: 15.0  |                 |             |



Model[1]  
Back CTP\_05 Height: 684.0 Width: 500.0 Thickness: 5.0 Quantity: 1  
Drilling F (12) Diameter: 4.0 Depth: Through (0.0)




|                       |         |                |              |                 |             |
|-----------------------|---------|----------------|--------------|-----------------|-------------|
| Model[1]              |         |                |              |                 |             |
| Vertical Division [1] | generic | Height: 668.0  | Width: 481.5 | Thickness: 16.0 | Quantity: 1 |
| Drilling              | A (10)  | Diameter: 8.0  | Depth: 21.5  |                 |             |
|                       | C (5)   | Diameter: 8.0  | Depth: 28.0  |                 |             |
|                       | D (5)   | Diameter: 15.0 | Depth: 14.0  |                 |             |
|                       | E (20)  | Diameter: 5.0  | Depth: 15.0  |                 |             |

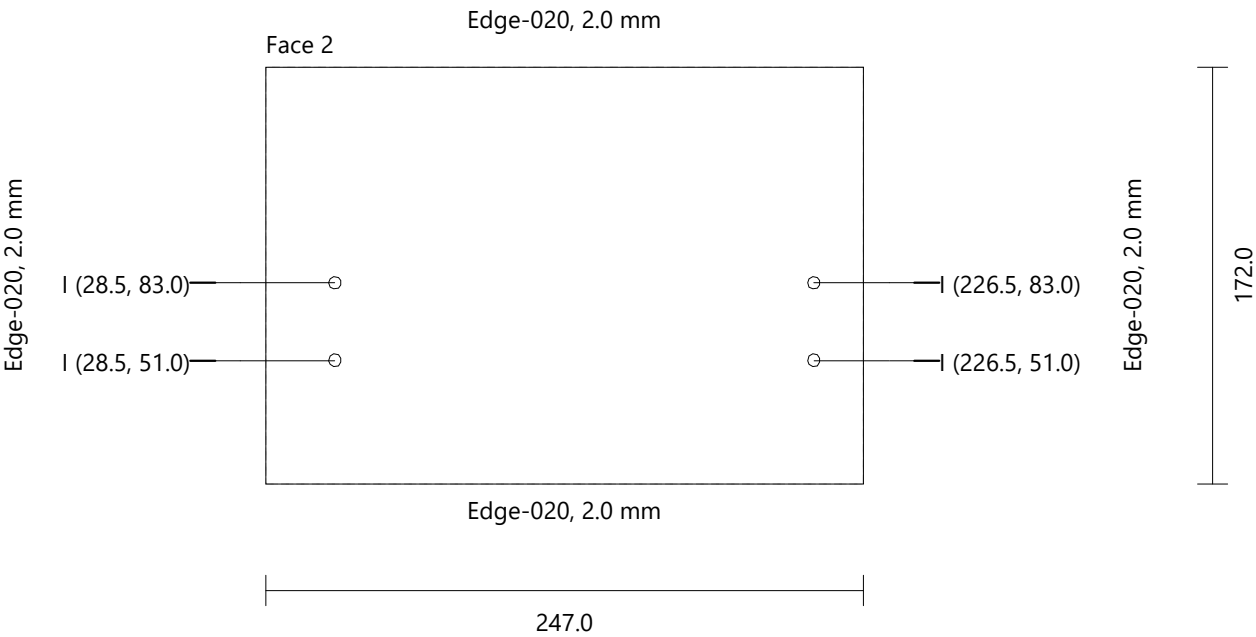




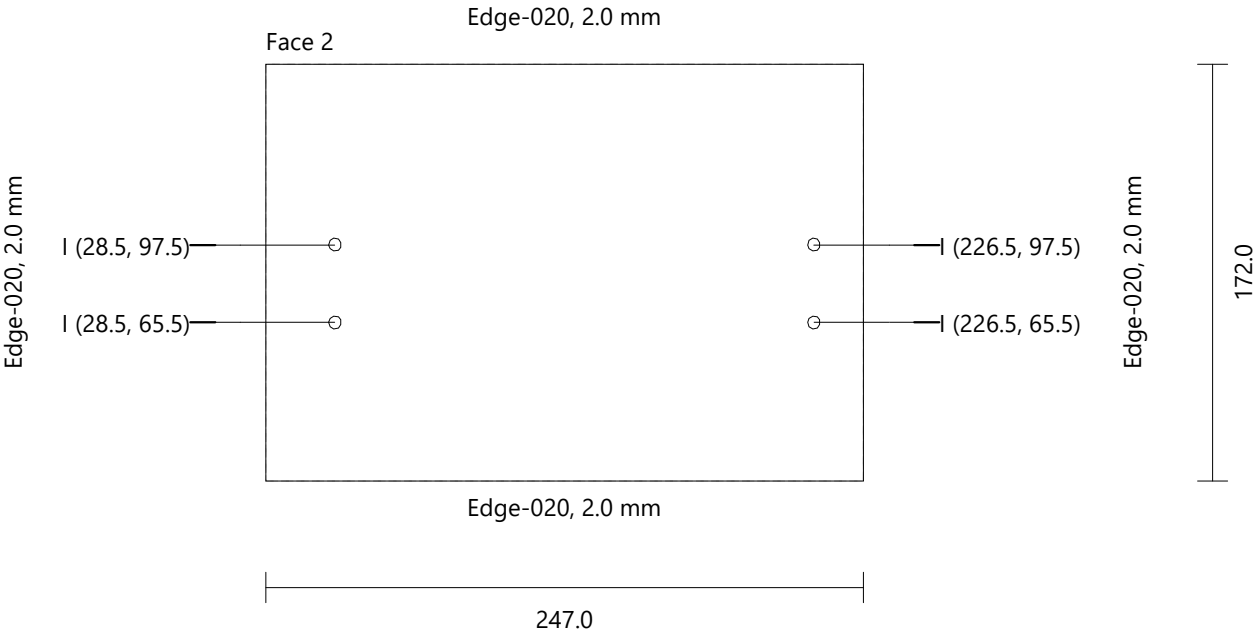
|                       |         |                |              |                 |             |
|-----------------------|---------|----------------|--------------|-----------------|-------------|
| Model[1]              |         |                |              |                 |             |
| Door Std (Single) [1] | generic | Height: 697.0  | Width: 247.0 | Thickness: 16.0 | Quantity: 1 |
| Drilling              | G (2)   | Diameter: 35.0 | Depth: 14.0  |                 |             |
|                       | H (4)   | Diameter: 8.0  | Depth: 13.0  |                 |             |



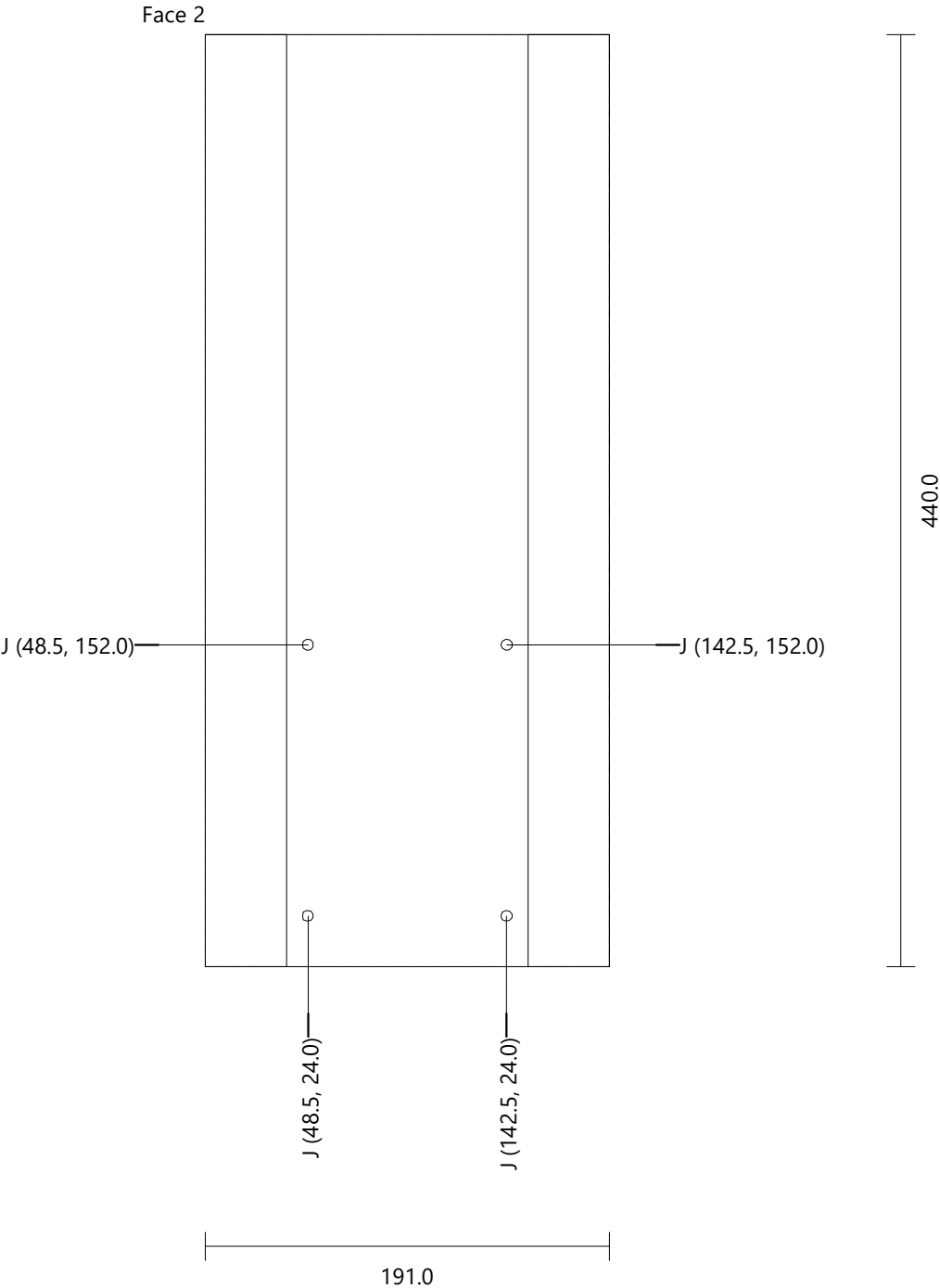
|                |         |               |              |                 |  |             |
|----------------|---------|---------------|--------------|-----------------|--|-------------|
| Model[1]       |         |               |              |                 |  |             |
| Drawer 350 [1] | generic | Height: 172.0 | Width: 247.0 | Thickness: 16.0 |  | Quantity: 3 |
| Drilling       | I (4)   | Diameter: 5.0 | Depth: 3.0   |                 |  |             |




|                  |         |               |              |                 |             |
|------------------|---------|---------------|--------------|-----------------|-------------|
| Model[1]         |         |               |              |                 |             |
| Drawer 350 [1]_4 | generic | Height: 172.0 | Width: 247.0 | Thickness: 16.0 | Quantity: 1 |
| Drilling         | I (4)   | Diameter: 5.0 | Depth: 3.0   |                 |             |



|                       |        |                   |                 |             |               |                 |             |
|-----------------------|--------|-------------------|-----------------|-------------|---------------|-----------------|-------------|
| Model[1]              |        |                   |                 |             |               |                 |             |
| Bottom Drawer 350 [1] |        | generic           | Height: 440.0   |             | Width: 191.0  | Thickness: 16.0 | Quantity: 4 |
| Drilling              | J (4)  | Diameter: 5.0     |                 | Depth: 8.0  |               |                 |             |
| Groove Vertical       | Face 2 | X-Position: 171.8 | Y-Position: 0.0 | Width: 38.5 | Length: 550.0 | Depth: 8.0      |             |
| Groove Vertical       | Face 2 | X-Position: 19.3  | Y-Position: 0.0 | Width: 38.5 | Length: 550.0 | Depth: 8.0      |             |




Model[1]  
Back Drawer 350 [1]    generic    Height: 188.0    Width: 84.0    Thickness: 16.0    Quantity: 4



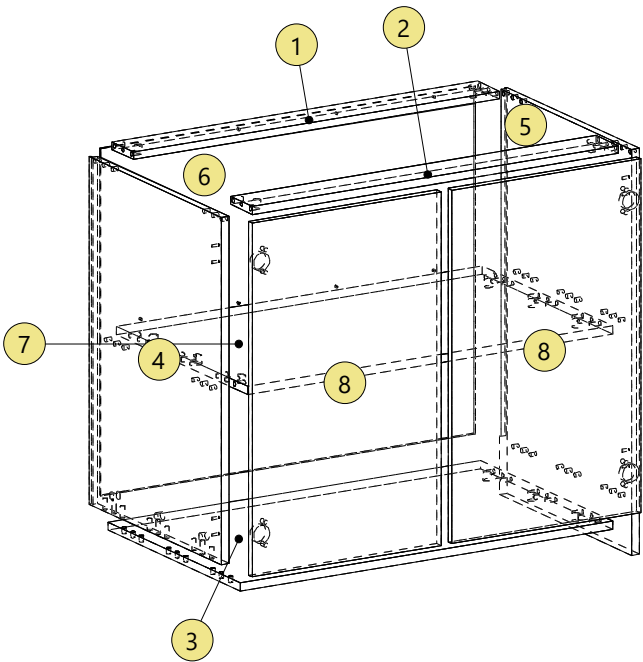
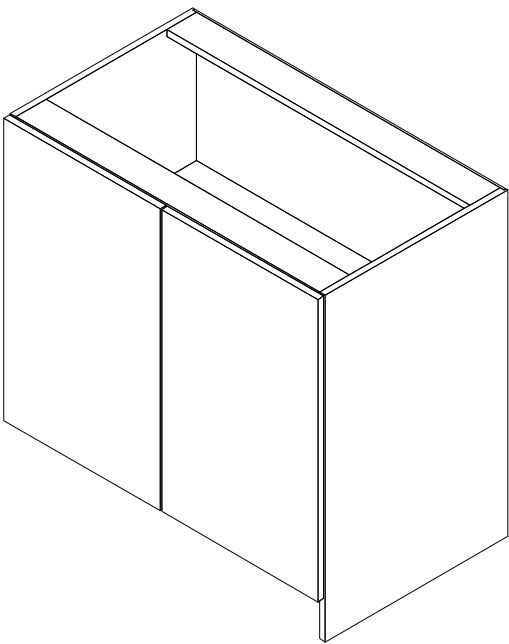

Model[3]

|                      |          |
|----------------------|----------|
| Height               | 800.0 mm |
| Width                | 840.0 mm |
| Depth                | 505.0 mm |
| Height (Upper Strip) | 0.0 mm   |
| Elevation (Plinth)   | 100.0 mm |

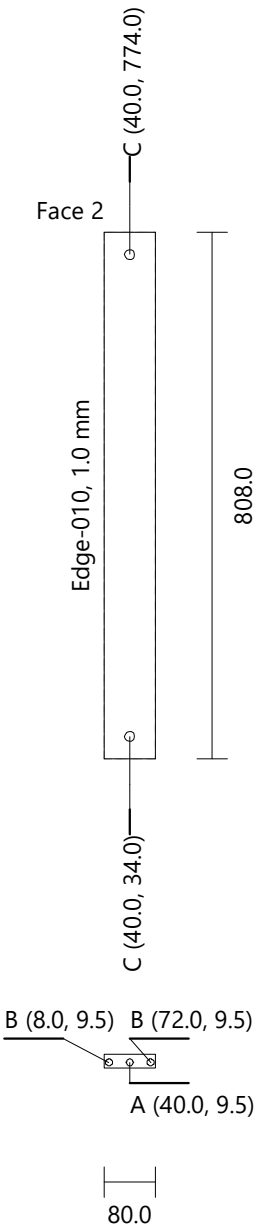
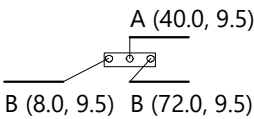
FRONT VIEW



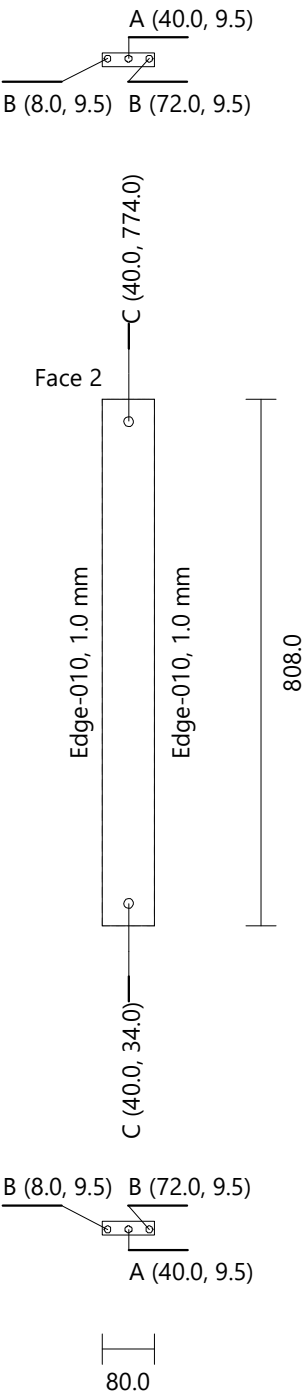
LEFT VIEW



|          |         |                |             |                 |             |
|----------|---------|----------------|-------------|-----------------|-------------|
| Model[3] |         |                |             |                 |             |
| Top_1    | generic | Height: 808.0  | Width: 80.0 | Thickness: 16.0 | Quantity: 1 |
| Drilling | A (2)   | Diameter: 8.0  | Depth: 28.0 |                 |             |
|          | B (4)   | Diameter: 8.0  | Depth: 21.5 |                 |             |
|          | C (2)   | Diameter: 15.0 | Depth: 14.0 |                 |             |



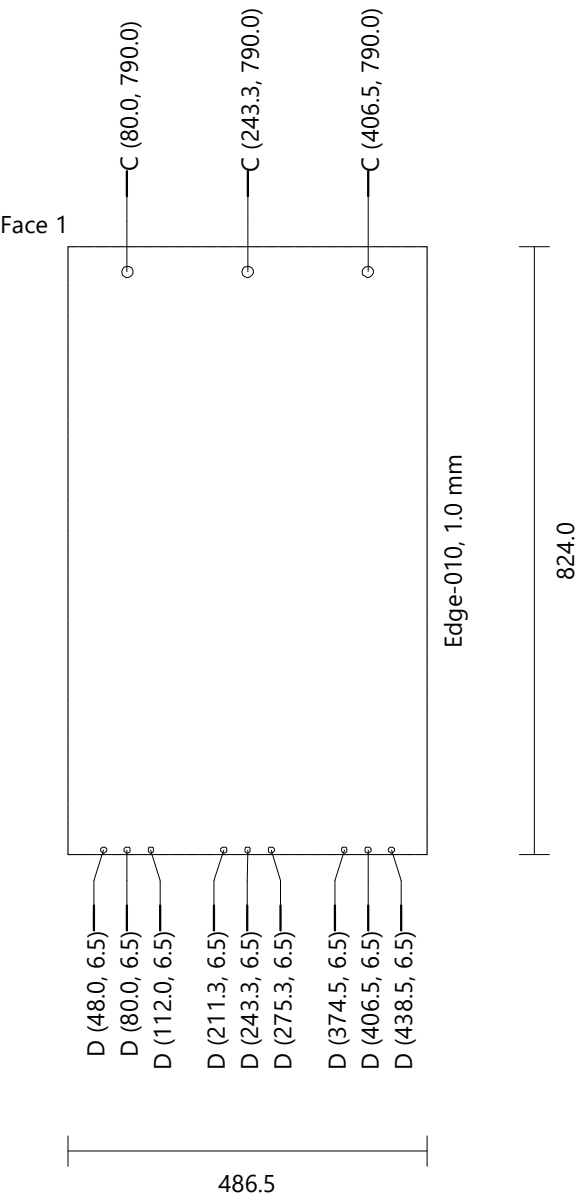
|          |         |                |               |             |                 |
|----------|---------|----------------|---------------|-------------|-----------------|
| Model[3] |         |                |               |             |                 |
| Top_2    | generic |                | Height: 808.0 | Width: 80.0 | Thickness: 16.0 |
| Drilling | A (2)   | Diameter: 8.0  | Depth: 28.0   |             | Quantity: 1     |
|          | B (4)   | Diameter: 8.0  | Depth: 21.5   |             |                 |
|          | C (2)   | Diameter: 15.0 | Depth: 14.0   |             |                 |



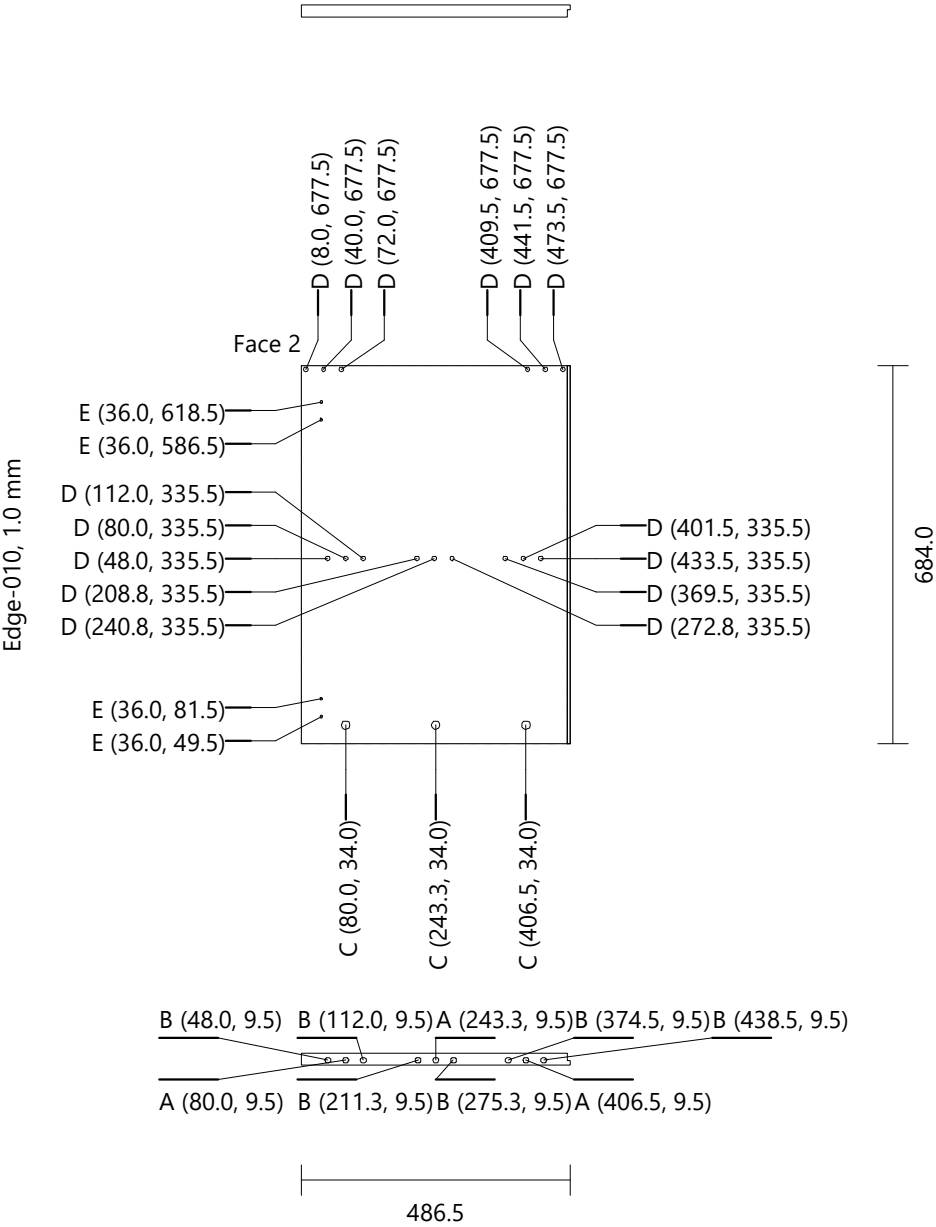


|          |         |                |              |                 |             |
|----------|---------|----------------|--------------|-----------------|-------------|
| Model[3] |         |                |              |                 |             |
| Bottom   | generic | Height: 824.0  | Width: 486.5 | Thickness: 16.0 | Quantity: 1 |
| Drilling | A (3)   | Diameter: 8.0  | Depth: 28.0  |                 |             |
|          | B (6)   | Diameter: 8.0  | Depth: 21.5  |                 |             |
|          | C (3)   | Diameter: 15.0 | Depth: 14.0  |                 |             |
|          | D (9)   | Diameter: 8.0  | Depth: 11.5  |                 |             |

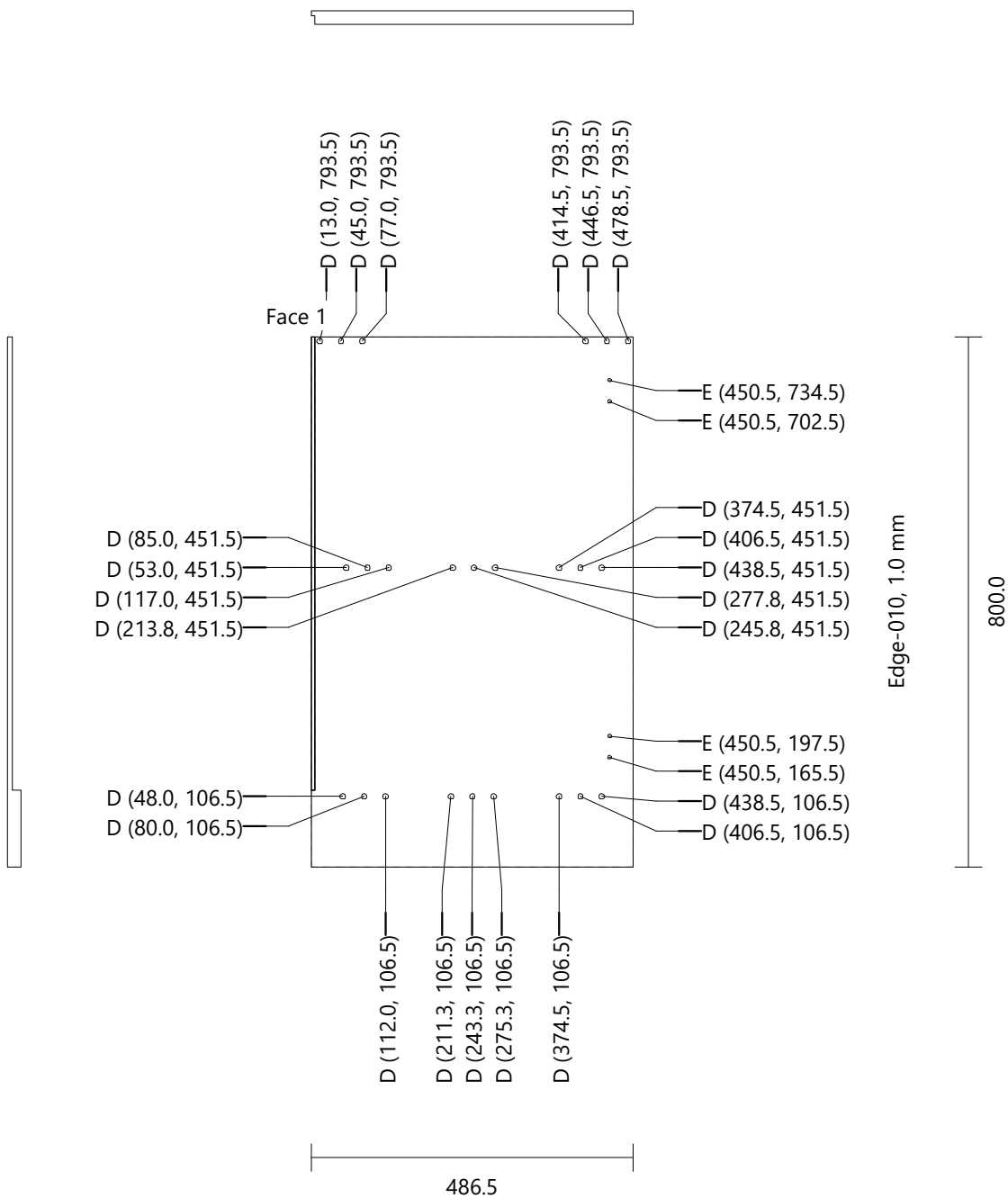
A (80.0, 9.5) B (211.3, 9.5) B (275.3, 9.5) A (406.5, 9.5)  
B (48.0, 9.5) B (112.0, 9.5) A (243.3, 9.5) B (374.5, 9.5) B (438.5, 9.5)



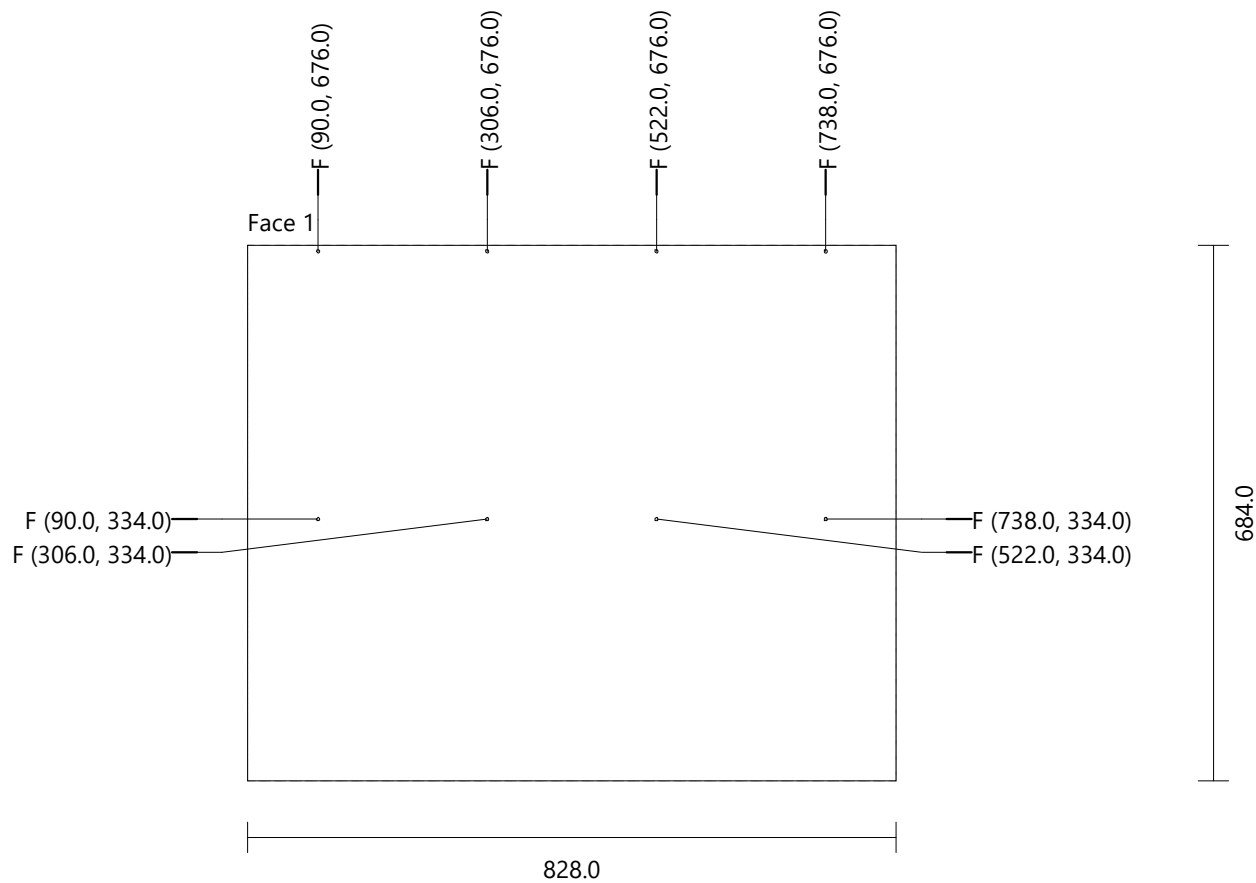
|                 |         |                   |                 |              |                 |             |
|-----------------|---------|-------------------|-----------------|--------------|-----------------|-------------|
| Model[3]        |         |                   |                 |              |                 |             |
| Left Side       | generic |                   | Height: 684.0   | Width: 486.5 | Thickness: 16.0 | Quantity: 1 |
| Drilling        | A (3)   | Diameter: 8.0     | Depth: 28.0     |              |                 |             |
|                 | B (6)   | Diameter: 8.0     | Depth: 21.5     |              |                 |             |
|                 | C (3)   | Diameter: 15.0    | Depth: 14.0     |              |                 |             |
|                 | D (15)  | Diameter: 8.0     | Depth: 11.5     |              |                 |             |
|                 | E (4)   | Diameter: 5.0     | Depth: 15.0     |              |                 |             |
| Groove Vertical | Face 2  | X-Position: 484.0 | Y-Position: 0.0 | Width: 5.0   | Length: 684.0   | Depth: 10.5 |



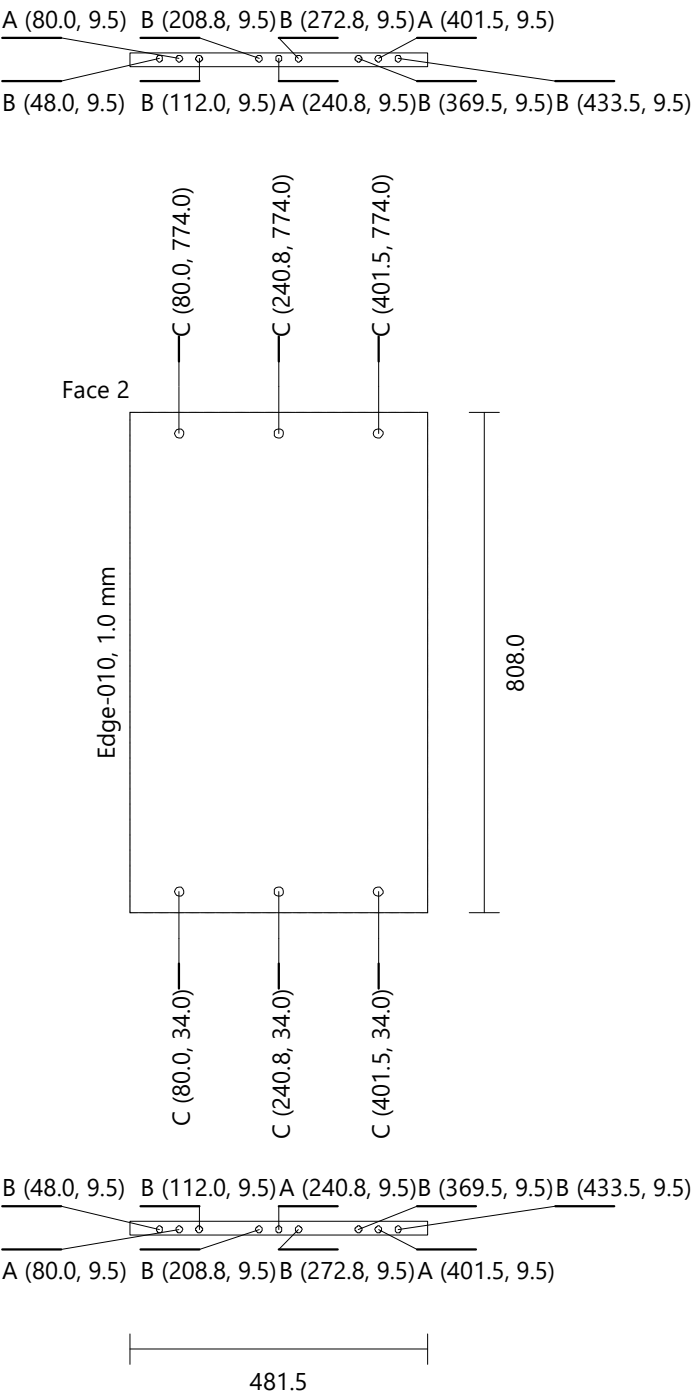
|                 |         |                 |                   |                 |               |             |
|-----------------|---------|-----------------|-------------------|-----------------|---------------|-------------|
| Model[3]        |         |                 |                   |                 |               |             |
| Right Side      | generic | Height: 800.0   | Width: 486.5      | Thickness: 16.0 | Quantity: 1   |             |
| Drilling        | D (24)  | Diameter: 8.0   | Depth: 11.5       |                 |               |             |
|                 | E (4)   | Diameter: 5.0   | Depth: 15.0       |                 |               |             |
| Groove Vertical | Face 1  | X-Position: 2.5 | Y-Position: 116.0 | Width: 5.0      | Length: 684.0 | Depth: 10.5 |



|          |        |               |                      |                |             |
|----------|--------|---------------|----------------------|----------------|-------------|
| Model[3] |        |               |                      |                |             |
| Back     | CTP_05 | Height: 684.0 | Width: 828.0         | Thickness: 5.0 | Quantity: 1 |
| Drilling | F (8)  | Diameter: 4.0 | Depth: Through (0.0) |                |             |

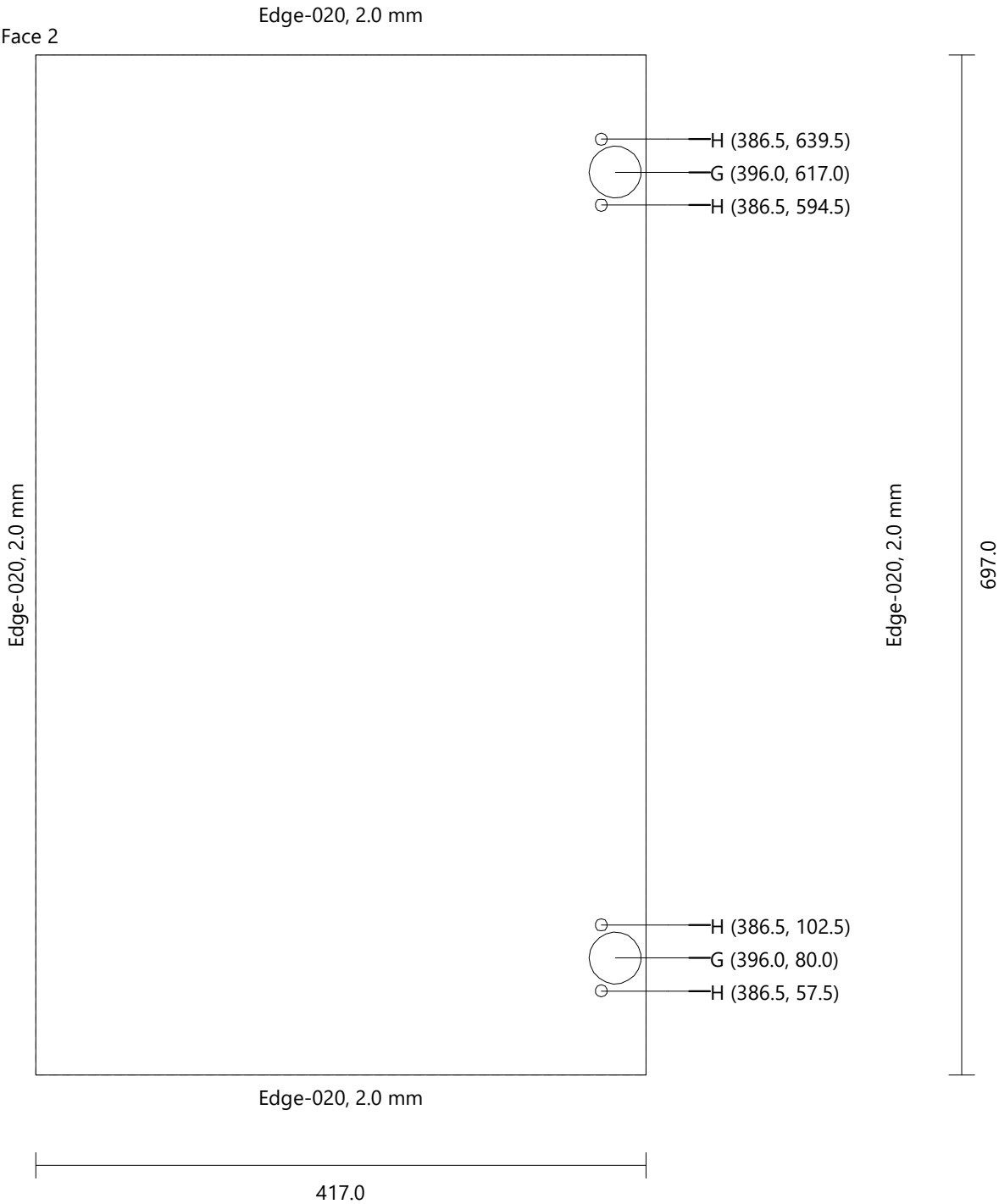


|                 |         |                |              |                 |             |
|-----------------|---------|----------------|--------------|-----------------|-------------|
| Model[3]        |         |                |              |                 |             |
| Fixed Shelf [1] | generic | Height: 808.0  | Width: 481.5 | Thickness: 16.0 | Quantity: 1 |
| Drilling        | A (6)   | Diameter: 8.0  | Depth: 28.0  |                 |             |
|                 | B (12)  | Diameter: 8.0  | Depth: 21.5  |                 |             |
|                 | C (6)   | Diameter: 15.0 | Depth: 14.0  |                 |             |




Model[3]  
Door Std (Double) [1]\_1    generic    Height: 697.0    Width: 417.0    Thickness: 16.0    Quantity: 1

Drilling    G (2)    Diameter: 35.0    Depth: 14.0  
             H (4)    Diameter: 8.0    Depth: 13.0




|                         |       |                |                 |              |
|-------------------------|-------|----------------|-----------------|--------------|
| Model[3]                |       |                |                 |              |
| Door Std (Double) [1]_2 |       | generic        | Height: 697.0   | Width: 417.0 |
|                         |       |                | Thickness: 16.0 | Quantity: 1  |
| Drilling                | G (2) | Diameter: 35.0 | Depth: 14.0     |              |
|                         | H (4) | Diameter: 8.0  | Depth: 13.0     |              |



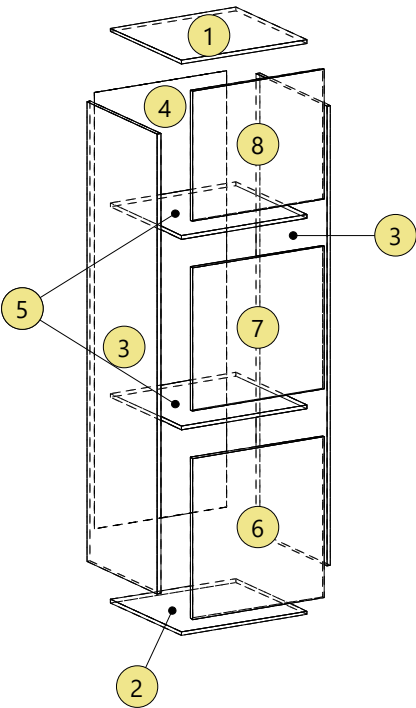
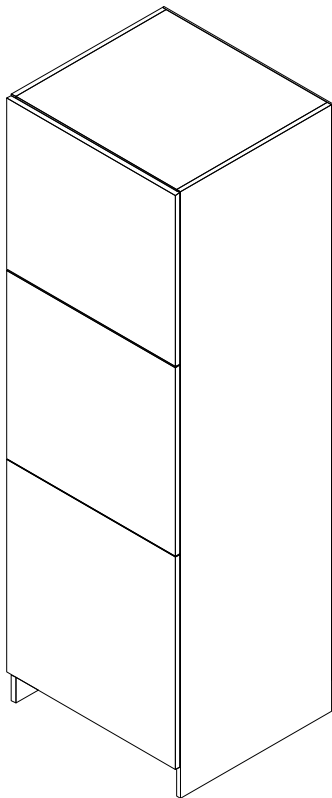

Model[5]

|                      |           |
|----------------------|-----------|
| Height               | 1955.0 mm |
| Width                | 631.0 mm  |
| Depth                | 585.0 mm  |
| Height (Upper Strip) | 0.0 mm    |
| Elevation (Plinth)   | 100.0 mm  |

FRONT VIEW




LEFT VIEW





Model[5]  
Top generic Height: 599.0 Width: 561.5 Thickness: 16.0 Quantity: 1

Face 1




599.0

561.5

Model[5]  
Bottom generic Height: 599.0 Width: 561.5 Thickness: 16.0 Quantity: 1

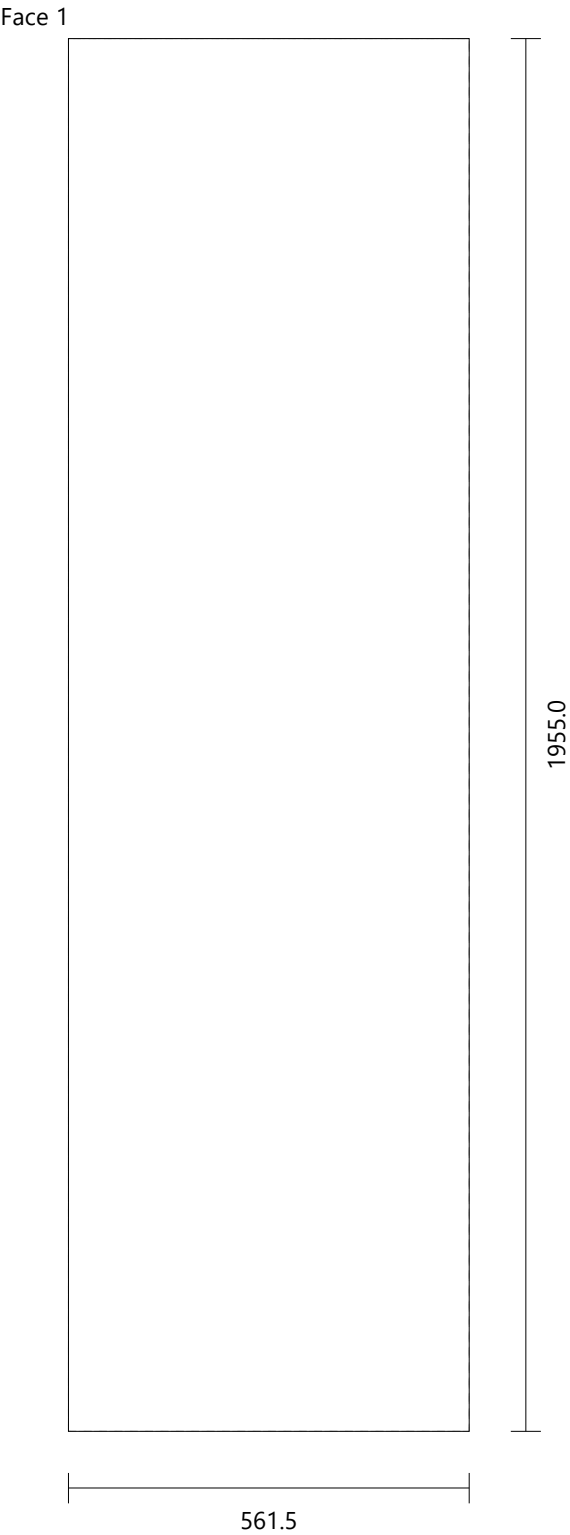
Face 1



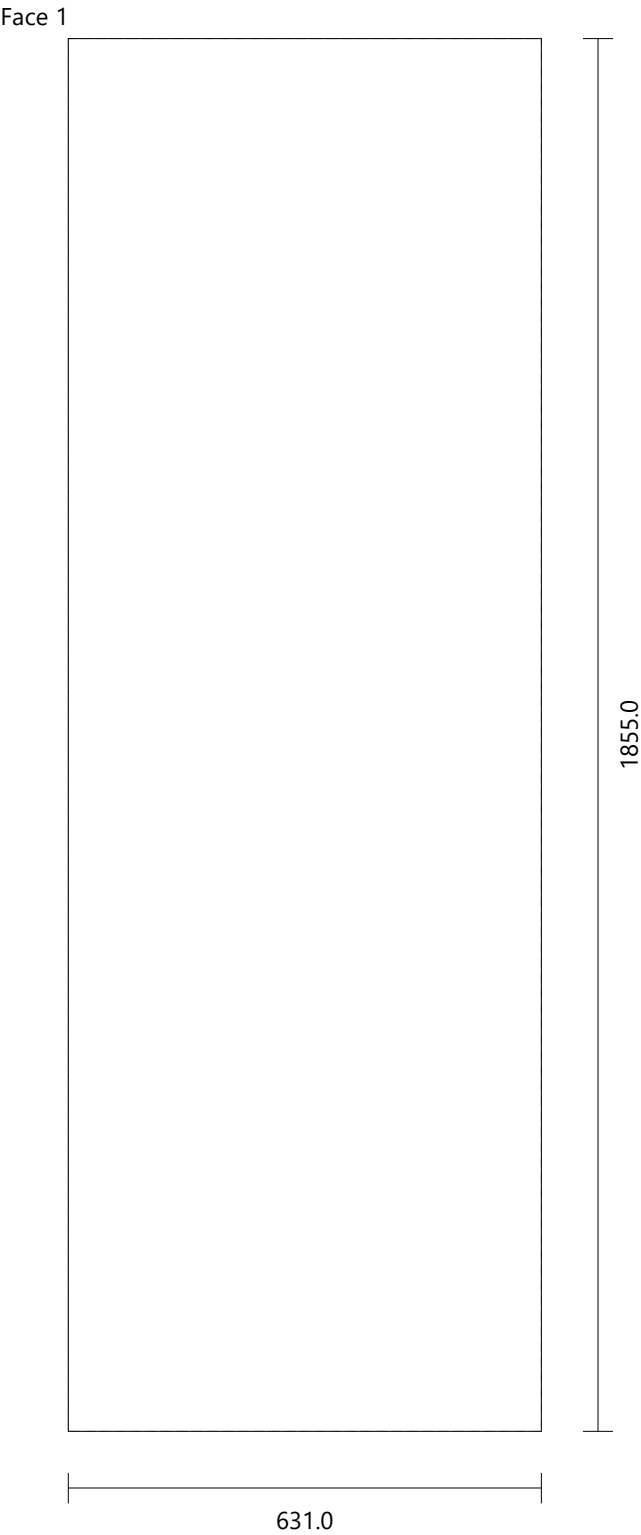
599.0

561.5

Model[5]  
[Left, Right] Side generic Height: 1955.0 Width: 561.5 Thickness: 16.0 Quantity: 2




Model[5]  
Back CTP\_05 Height: 1855.0 Width: 631.0 Thickness: 5.0 Quantity: 1



Model[5]  
Fixed Shelf                  generic                  Height: 599.0          Width: 561.5          Thickness: 16.0                  Quantity: 2

Face 1




561.5



599.0

Model[5]  
Door Std (Single) [1]    generic    Height: 685.0    Width: 628.0    Thickness: 16.0    Quantity: 1

Face 1



685.0

628.0

Model[5]  
Door Std (Single) [2]    generic    Height: 608.0    Width: 628.0    Thickness: 16.0    Quantity: 1

Face 1




628.0

608.0

Model[5]  
Door Std (Single) [3]    generic    Height: 553.0    Width: 628.0    Thickness: 16.0    Quantity: 1

Face 1



553.0


628.0



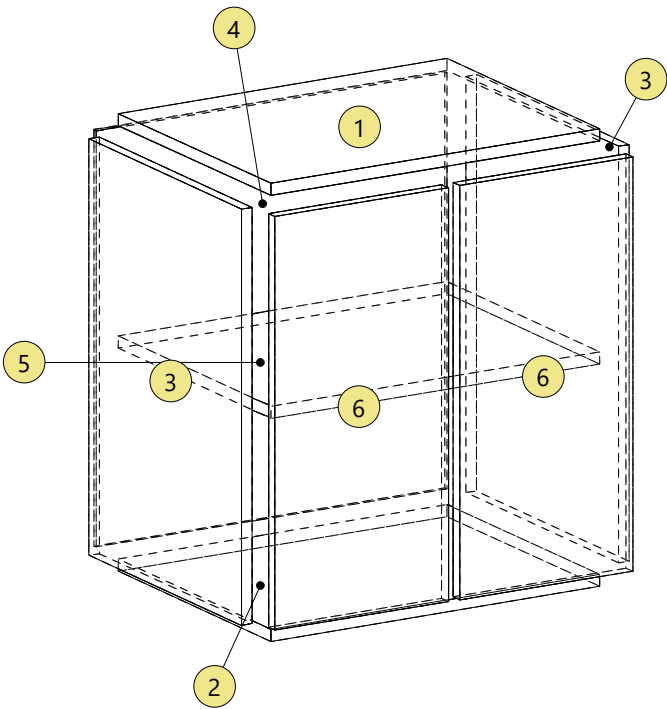
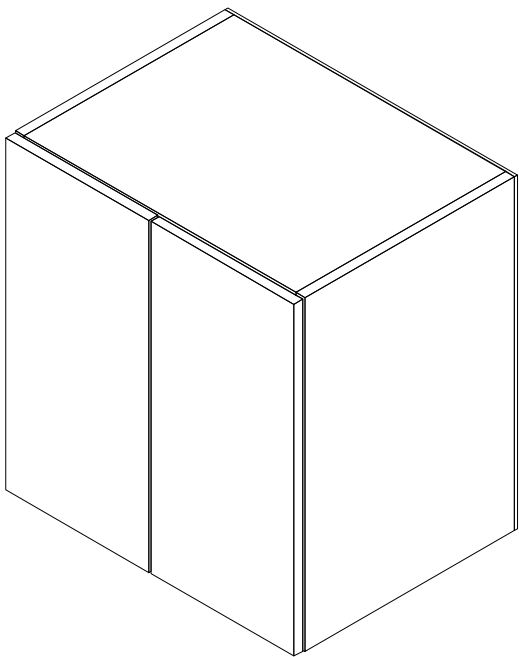

Model[6]

Height 550.0 mm  
Width 520.0 mm  
Depth 400.0 mm

FRONT VIEW




LEFT VIEW



Model[6]  
Top generic Height: 488.0 Width: 376.5 Thickness: 16.0 Quantity: 1

Face 1




488.0

376.5

Model[6]  
Bottom generic Height: 488.0 Width: 376.5 Thickness: 16.0 Quantity: 1

Face 1




488.0

376.5

Model[6]  
[Left, Right] Side generic Height: 550.0 Width: 376.5 Thickness: 16.0 Quantity: 2

Face 1




550.0

376.5

Model[6]  
Back CTP\_05 Height: 550.0 Width: 520.0 Thickness: 5.0 Quantity: 1

Face 1




550.0

520.0

Model[6]  
Fixed Shelf [1]      generic      Height: 488.0      Width: 376.5      Thickness: 16.0      Quantity: 1


Face 1



488.0

376.5


Model[6]  
Door Std (Double) [1]    generic    Height: 547.0    Width: 257.0    Thickness: 16.0    Quantity: 2



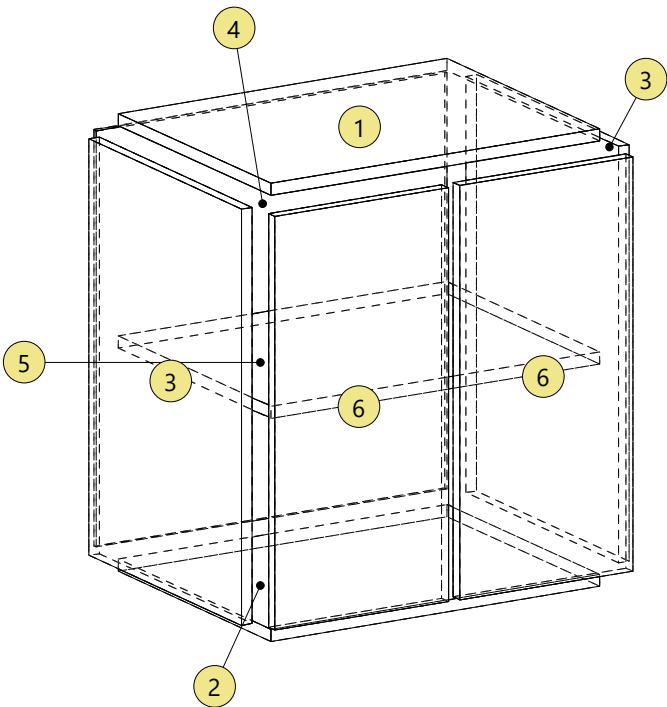
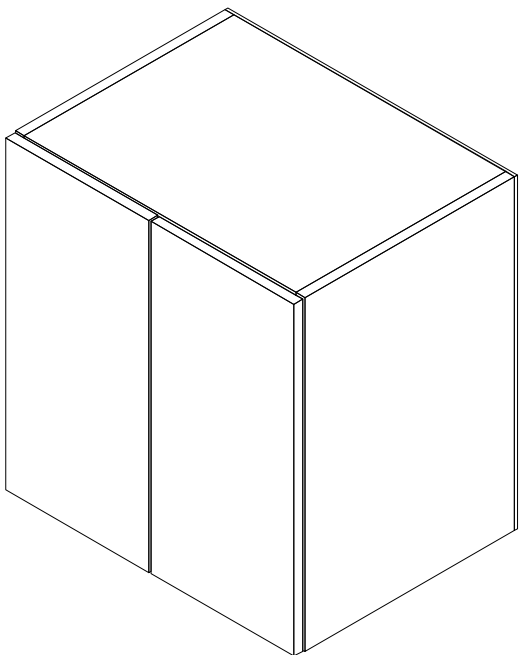

Model[7]

Height 550.0 mm  
Width 520.0 mm  
Depth 400.0 mm

FRONT VIEW




LEFT VIEW





Model[7]  
Top generic Height: 488.0 Width: 376.5 Thickness: 16.0 Quantity: 2

Face 1




488.0

376.5

Model[7]  
Bottom generic Height: 488.0 Width: 376.5 Thickness: 16.0 Quantity: 2

Face 1




488.0

376.5

Model[7]  
[Left, Right] Side generic Height: 550.0 Width: 376.5 Thickness: 16.0 Quantity: 4

Face 1




550.0

376.5

Model[7]  
Back CTP\_05 Height: 550.0 Width: 520.0 Thickness: 5.0 Quantity: 2

Face 1




550.0

520.0

Model[7]  
Fixed Shelf [1]      generic      Height: 488.0      Width: 376.5      Thickness: 16.0      Quantity: 2


Face 1



488.0

376.5


Model[7]  
Door Std (Double) [1]    generic    Height: 547.0    Width: 257.0    Thickness: 16.0    Quantity: 4



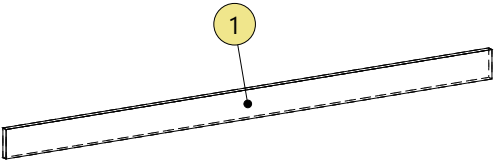
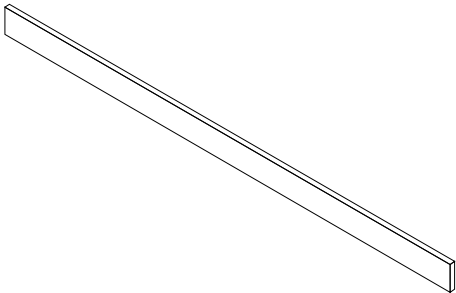
plinth-onePiece

|                      |           |
|----------------------|-----------|
| Height               | 800.0 mm  |
| Width                | 1850.0 mm |
| Depth                | 505.0 mm  |
| Height (Upper Strip) | 0.0 mm    |
| Elevation (Plinth)   | 100.0 mm  |

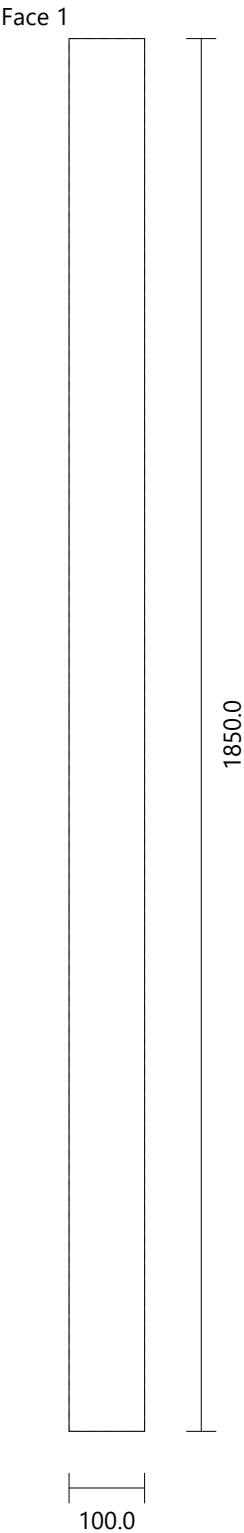
FRONT VIEW



LEFT VIEW



plinth-onePiece  
Plinth 1 [1]      Generic 0180      Height: 1850.0      Width: 100.0      Thickness: 18.0      Quantity: 1



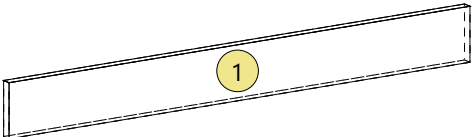
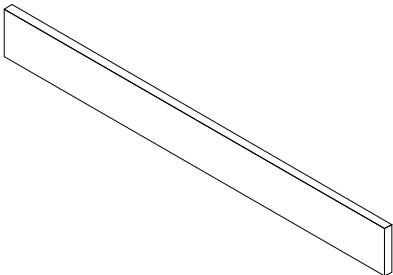


plinth-onePiece[2]

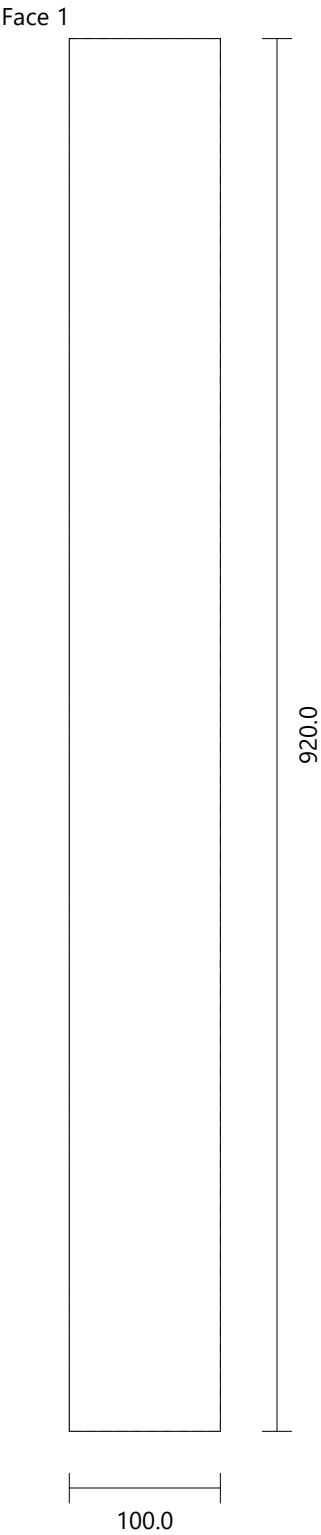
|                      |          |
|----------------------|----------|
| Height               | 800.0 mm |
| Width                | 920.0 mm |
| Depth                | 505.0 mm |
| Height (Upper Strip) | 0.0 mm   |
| Elevation (Plinth)   | 100.0 mm |

FRONT VIEW

LEFT VIEW



plinth-onePiece[2]  
Plinth 1 [1]      Generic 0180      Height: 920.0      Width: 100.0      Thickness: 18.0      Quantity: 1



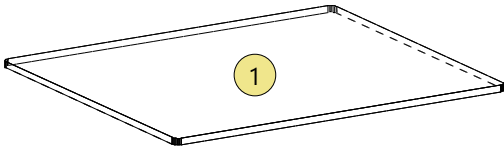
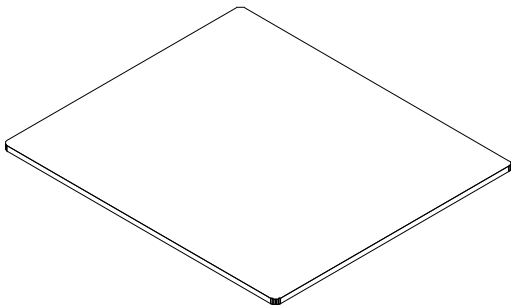
Stovetop P850

Height 832.0 mm  
Width 650.0 mm  
Depth 530.0 mm


FRONT VIEW



LEFT VIEW



Stovetop P850  
Top      zz-Cooker-top      Height: 580.0      Width: 505.0      Thickness: 10.0      Quantity: 1



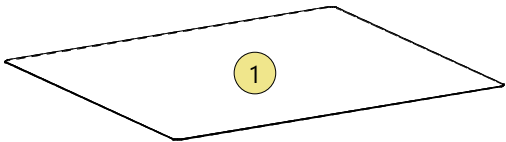
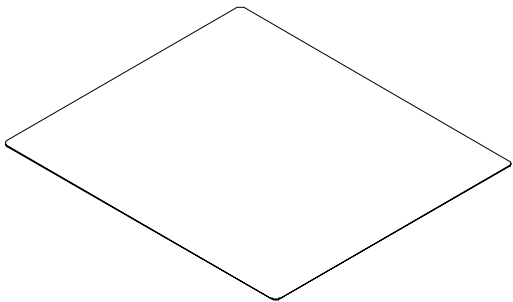
Stovetop P850[1]

Height 832.0 mm  
Width 650.0 mm  
Depth 530.0 mm


FRONT VIEW



LEFT VIEW




Stovetop P850[1]  
Top                      zz-Sink                      Height: 580.0                      Width: 505.0                      Thickness: 1.0                      Quantity: 1



Single Panels  
Cover[1]      zz-019      Height: 800.0      Width: 505.0      Thickness: 19.0      Quantity: 1

Face 1




800.0

505.0

Single Panels  
Cover[2]      zz-019      Height: 800.0      Width: 505.0      Thickness: 19.0      Quantity: 1

Face 1




800.0

505.0



Single Panels  
Cover[3]      zz-019      Height: 800.0      Width: 505.0      Thickness: 19.0      Quantity: 1

Face 1




800.0

505.0

Single Panels  
Cover[4]      zz-019      Height: 800.0      Width: 505.0      Thickness: 19.0      Quantity: 1

Face 1



800.0

505.0

Single Panels  
Countertop[1]      Plywood 0302      Height: 1368.0      Width: 1709.0      Thickness: 30.0      Quantity: 1

Face 1

