


















Liste des pièces

		Dimensions	Référence	Quantité
1		390.00 x 134.08	Drawer Left Back Drawer 1 [1]_11	1
2		390.00 x 141.83	Drawer Left Back Drawer 1 [1]_12	1
3		390.00 x 124.83	Drawer Left Back Drawer 1 [1]_13	1
4		390.00 x 135.25	Drawer Left Back Drawer 1 [2, 3]_14	2
5		390.00 x 134.08	Drawer Right Side Drawer 1 [1]_15	1
6		390.00 x 124.83	Drawer Right Side Drawer 1 [1]_16	1
7		390.00 x 141.83	Drawer Right Side Drawer 1 [1]_17	1
8		390.00 x 135.25	Drawer Right Side Drawer 1 [2, 3]_18	2
9		976.00 x 101.83	Drawer Back Drawer 1 [1]_21	1
10		976.00 x 118.83	Drawer Back Drawer 1 [1]_22	1
11		976.00 x 111.08	Drawer Back Drawer 1 [1]_23	1
12		458.00 x 112.25	Drawer Back Drawer 1 [2, 3]_24	2
13		976.00 x 111.08	Counter-Frontage Drawer 1 [1]_25	1
14		976.00 x 101.83	Counter-Frontage Drawer 1 [1]_26	1
15		976.00 x 118.83	Counter-Frontage Drawer 1 [1]_27	1

Liste des pièces (suite)

	Dimensions	Référence	Quantité
16	 458.00 x 112.25	Counter-Frontage Drawer 1 [2, 3]_28	2
TOTAL			20

Liste des panneaux utilisés

	Référence	Dimensions	Quantité	Surface
	15mm multipli peuplier	3100.00 x 1530.00	1	4743000.00 mm²

Liste des plans de coupe

	Dimensions	Référence	Nombre	Pièces	Taux de chutes
1	3100.00 x 1530.00	15mm multipli peuplier	1	20	70.97 %
TOTAL			1	20	70.97 %

Récapitulatif

Nombre de plans de coupe	1
Nombre de panneaux utilisés	1
Nombre de pièces placées	20 / 20
Nombre de pièces non placées	0 / 20
Nombre d'usinages	30
Nombre de contours	20
Longueur totale des contours	28086.00 mm
Taux de chutes	70.97 %
Taux de chutes net	4.95 %

